



Historic England

Annual Report & Accounts 2023–24

HC 197



Historic England

Annual Report and Accounts
2023–24

Presented to Parliament pursuant to
paragraph 13(4) of Schedule 3 to the
National Heritage Act 1983.

**Ordered by the House of Commons to be
printed on 30 July 2024.**



© Crown copyright 2024

This publication is licensed under the terms of the Open Government Licence v3.0 except where otherwise stated. To view this licence, visit nationalarchives.gov.uk/doc/open-government-licence/version/3

Where we have identified any third party copyright information you will need to obtain permission from the copyright holders concerned.

This publication is available at gov.uk/official-documents

Any enquiries regarding this publication should be sent to us at:

Customer Services
Historic England
The Engine House
Fire Fly Avenue
Swindon SN2 2EH

Telephone: 0370 333 0607

Email: customers@historicengland.org.uk

978-1-5286-4833-2

E03116490 07/24

Printed on paper containing 40% recycled fibre content minimum.

Printed in the UK by HH Associates Ltd. on behalf of the Controller of His Majesty's Stationery Office.

All images © Historic England Archive 2024.

CONTENTS

Foreword	4
Chairman's Introduction	5
1. Performance Report	10
About Us	10
Chief Executive's Overview of 2023–24	12
Performance against Key Priorities and Performance Indicators	17
Highlights of 2023–24	22
2. Accountability Report	44
Corporate Governance Report	44
Remuneration and Staff Report	56
Parliamentary Accountability	68
The Certificate and Report of the Comptroller and Auditor General to the Houses of Parliament	69
3. Financial Statements	76
Statement of Comprehensive Net Expenditure	76
Statement of Financial Position	77
Statement of Cash Flows	78
Consolidated Statement of Changes in Taxpayers' Equity	79
Historic England Statement of Changes in Taxpayers' Equity	80
4. Notes to Financial Statements	82

FOREWORD

Historic England, or more formally, the Historic Buildings and Monuments Commission for England, was established on 1 April 1984 by the National Heritage Act 1983. We are an Arm's Length Body and executive non-departmental public body sponsored by the Department for Culture, Media and Sport (DCMS).

Our statutory duties and functions are to:

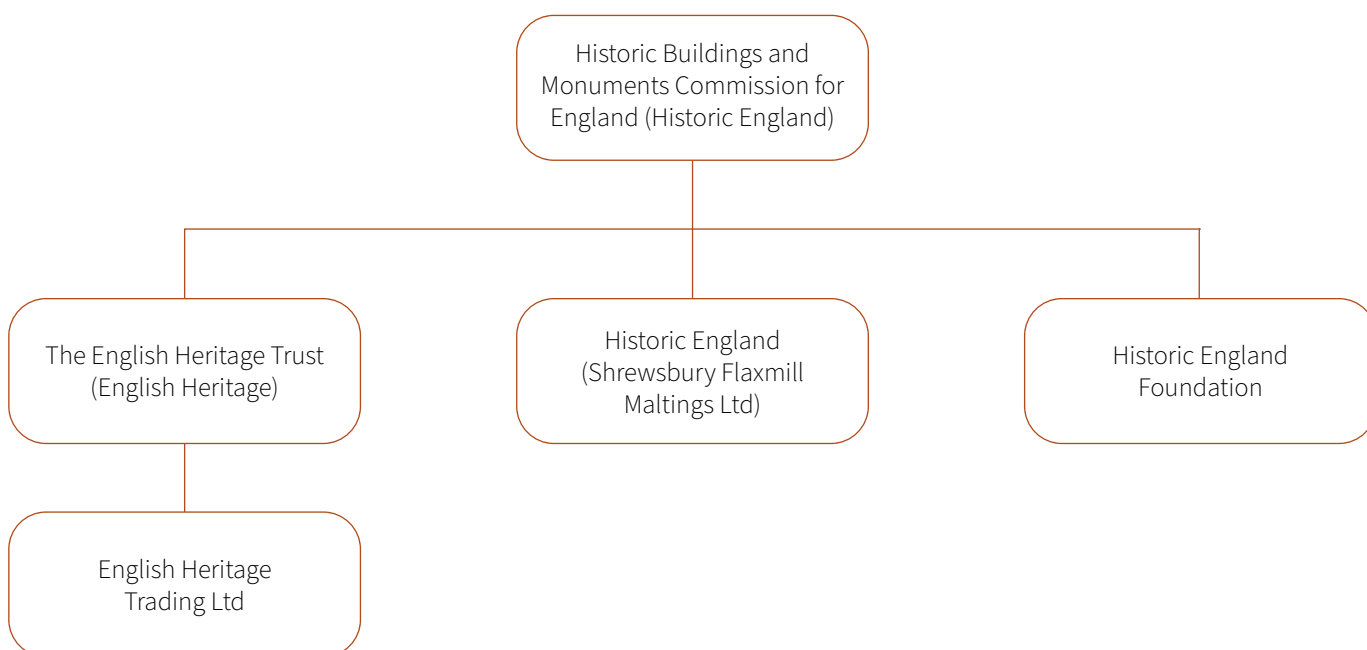
- Secure the preservation of ancient monuments and historic buildings in England*
- Promote the preservation and enhancement of the character and appearance of conservation areas situated in England
- Promote the public's enjoyment and knowledge of ancient monuments and historic buildings in England* and their preservation

Our group account includes registered charity The English Heritage Trust (English Heritage), of which Historic England is the sole member. Historic England is responsible for the care of the National Heritage Collection – a diverse portfolio of over 400 historic English properties and sites, including World Heritage Sites, industrial monuments, castles, historic houses,

abbeys, forts, stone circles and a significant portion of Hadrian's Wall. These properties are managed by The English Heritage Trust under a Property Licence and Operating Agreement, which outlines their responsibility for caring for and operating the National Heritage Collection.

The Performance Report and Accountability Report reflect Historic England's activity during 2023–24. English Heritage produces its own Annual Report and Accounts, which covers its activities and performance during the year in more detail.

Our group account also includes Historic England (Shrewsbury Flaxmill Maltings) Ltd, responsible for visitor operations at Shrewsbury Flaxmill Maltings, and the Historic England Foundation, which raises funds to support Historic England's work.



* Including UK territorial waters adjacent to England

CHAIRMAN'S INTRODUCTION

In my first nine months as Chairman at Historic England, I have been inspired by the talent, passion and hard work of our teams across the country. The depth and breadth of expertise defines us as an organisation and enables us to make a lasting positive impact on places and people's lives.

At the close of our Staff Unconference in October, I was struck by the variety of project themes that came up. From protecting rural areas to tackling climate change, each conversation highlighted a shared commitment to making a difference to our historic environment and its power to improve lives. I'm keen to keep the lively spirit of these conversations going to strengthen our work and impact.

The work of Historic England is invaluable. We have the power to influence the most important issues of our time, from housing, economic growth and climate action to agriculture and soft power. We continue to build the evidence base and advocate for heritage as a catalyst for prosperity of people, places and the planet. Our High Streets Heritage Action Zones Programme, which wrapped up in March, has successfully breathed new life into our high streets. We have seen derelict and neglected buildings transformed into vibrant community spaces and repurposed for local business. Our cultural events, in partnership with Arts Council England and the National Lottery Heritage Fund, have been a huge hit too, drawing people to the high streets and boosting local spending. The funding we have provided has unlocked even more investment in our high streets, and we've seen wonderful collaborations between local organisations and communities, creating a sense of pride and belonging in our heritage.

The Creative Industries Sector Vision (June 2023) has highlighted how heritage enhances creativity and supports the health and growth of the creative economy. It plays a crucial role in shaping places and boosting the economy through tourism and unique projects. Revealingly, 26 per cent of creative businesses are located in the 2 per cent of England designated as Conservation Areas. This is a game-changer for job creation and investment. Take the Custard Factory in

Digbeth, Birmingham, for example – a Grade II listed building which has been transformed for creative businesses, sparking a revitalisation of the area. Heritage also comprises an extraordinary collection of buildings, places, artefacts and stories that inspire creativity and imagination.

A recent Historic England report has highlighted the intrinsic value of heritage on our wellbeing. I am also Chairman of the Culture and Heritage Capital Advisory Board overseeing the Department for Culture, Media and Sport's Culture and Heritage Capital Programme. The Advisory Board commissioned a groundbreaking study from Historic England on 'Heritage Capital and Wellbeing: Examining the Relationship Between Heritage Density and Life Satisfaction'. This report revealed that having historic places nearby benefits residents' quality of life, whether they engage in heritage activities or not. Key takeaways from the research include:

- Our everyday interactions with heritage are estimated to contribute a staggering £29 billion to our collective wellbeing every year in England.
- Interestingly, it is not the castles, cathedrals or stately country homes that make the biggest difference to how we feel. Instead, it is the everyday heritage right on our doorstep that truly matters.
- This underlines the importance of protecting and finding new uses for historic buildings and places. They matter to people and communities, giving us a sense of pride and identity.

This year we marked a milestone in our shared heritage with the unveiling of the first official blue plaque outside London in Ilkley, West Yorkshire, in honour of Daphne Steele, a 'quiet revolutionary' who became the first

Black NHS matron and paved the way for so many others from a wide range of backgrounds to play a vital role in that cherished organisation. We are excited about the continued expansion of this national scheme. At the end of May, we invited the public to submit a nomination for someone deserving of a blue plaque.

A recent Commission visit brought into focus the importance of retrofitting, renovating and reusing our buildings, and the need to innovate and collaborate. All are key to achieving net-zero targets and increasing climate resilience. By working together, we can transform our historic buildings into assets for the future, creating spaces that are energy-efficient, sustainable and still brimming with historical charm. It is not just about preserving our past; it is about preparing for our future.

In March 2024, we had the honour of presenting the restored Shrewsbury Flaxmill Maltings site to Her Majesty the Queen. Her tour of the cafe, shop and ‘The Mill’ exhibition highlighted our journey to the grand re-opening. The most memorable moment of the day was the unveiling of a commemorative plaque – a cherished symbol for us and the local community. We hosted around 200 guests, including representatives from local charities, foodbanks, refugee groups, faith organisations and environmental advocates. The event celebrated not just our regeneration efforts, but also the unity of heritage conservation and community integration.

As we look ahead, I cannot help but reflect on the contributions that have brought us here. This year marked the conclusion of Sir Laurie Magnus’ remarkable ten-year tenure as Chairman of Historic England. On behalf of all the Commissioners and staff who worked with him, I would like to thank him for his exceptional contribution to Historic England and to our national heritage. I had the pleasure of seeing him in action during my own tenure as a Commissioner. Laurie’s confident and sensitive leadership, particularly after the adoption of the New Model in 2015 and the establishment of the English Heritage Trust, has been instrumental. The role of Historic England in revitalising communities and places, and the growing recognition of the power of heritage in enhancing lives, owe much to his personal vision and commitment.

We have continued our successful partnership with the English Heritage Trust, who manage the outstanding National Collection of historic properties on our behalf. I am particularly grateful for the support and insight of Gerard Lemos (Chair) and Chief Executives Kate Mavor, Mark Stuart-Smith and Nick Merriman through the year. Together, our organisations are navigating the detail of a new Property Licence and Operating Agreement and shared services agreement. Two notable joint highlights include the inauguration of the national blue plaques scheme and the acquisition of the third and final part of Thornborough Henges into the National Heritage Collection. Thank you to the Trust for everything it does to care for the National Heritage Collection and to enable us all to enjoy it.

We were deeply saddened by the death of Commissioner David Laing CBE in March 2024. David was a passionate supporter of England’s heritage and deeply committed to his own county of Northamptonshire, where he had served as Lord Lieutenant. His thoughtful contribution as Commissioner and trustee of the Historic England Foundation are much missed.

The death of Rosemarie MacQueen MBE – urban planner, former Historic England Commissioner and member of our London Advisory Committee, Historic England Advisory Committee and Historic Places Panel – in April 2024 was another great loss. She was a remarkable person with extensive planning, regeneration and design expertise. She also had a deep commitment to heritage and conservation and seemingly endless energy, which she used to make a difference to communities and places. We will miss her.

There was only one new Commissioner appointment (my own) in 2023–24, following six new appointees in the previous year.

This year, as always, we have a serious and important task to protect and promote the nation’s historic places. It is clear that our history and our wonderful historical places mean so much to people. Just think about the collective shock at the loss of the tree at Sycamore Gap or the destruction of the Crooked House pub. Our heritage not only fuels the economy and drives

tourism, but it also brings people together and spurs our culture and creative industries.

Historic England can lead and act because of the energy and commitment of my fellow Commissioners, together with Duncan Wilson, the Executive Team and all our dedicated and expert staff. This gives me confidence that Historic England will continue to harness the power of heritage to improve lives and enhance wellbeing.



Lord Neil Mendoza

Chairman, Historic England



Robert Steele, Daphne Steele's son, takes in the blue plaque honouring the life and work of his mother. It was erected on Hillside Court in Ilkley, West Yorkshire, formerly known as St Winifred's Nursing Home.

SECTION 1

PERFORMANCE REPORT



Tidal Observatory, Newlyn Harbour, Cornwall. This was completed in 1914 to establish mean sea level. It continues to be used for scientific tidal measurements, particularly for guiding climate change and coastal management studies.

1. PERFORMANCE REPORT

This section sets out Historic England’s corporate objectives and priorities and summarises how we have performed during the year. It comprises an overview of our work, key challenges and successes, and an analysis of our performance against agreed measures. It concludes with a selection of our achievements during 2023–24.

About Us

We are the public body that celebrates and helps people care for and enjoy England’s spectacular historic environment. We protect, champion and save the places that define who we are and where we’ve come from as a nation, securing a positive future for heritage, places and people. Working with communities and specialists we support change whilst helping to protect what matters the most. We share our passion, knowledge and skills to inspire interest, care and conservation, so that everyone can continue to enjoy the history that surrounds us.

Our Purpose is to improve people’s lives by championing and protecting the historic environment.

Our Vision is a heritage that is valued, celebrated and shared by everyone. A historic environment that people connect with and learn from and that we are proud to pass on to future generations.

Our Values inform and influence how we go about our work. They are:

Passion – we share our love of the historic environment to inspire and energise people.

Learning – we listen and learn, and pass on this knowledge to others.

Collaboration – we work with partners and we work together to achieve great things.

Openness – we communicate in a way that’s understandable, available and useful to everyone.

Responsibility – we are accountable to the public and we always act with integrity.

Three pillars of our strategy

Our ambition, set out in our Future Strategy, is a future full of Thriving Places with heritage at their heart, achieved through Active Participation and Connected Communities.

Thriving Places

We will collaborate with people and partners to secure vibrant and sustainable futures for historic places.

Connected Communities

We will bring communities together by discovering and celebrating local heritage, and by protecting the character of historic places.

Active Participation

We will inspire and equip people to take action in support of the places they care about.

We save historic places, serving people and places through our advice and evidence

We want everyone, now and in the future, to be able to access and enjoy our historic places. To this end we work with our partners to identify and protect heritage at risk from neglect, decay, development, removal or destruction, and provide advice and grants to secure it for future generations.

We manage the National Heritage List for England, which includes over 400,000 entries, ranging from prehistoric monuments to office blocks, all of which benefit from legal protection. We also play a statutory role in the planning system, advising on new developments that impact the historic environment. Each year we advise on around 20,000 applications for planning permission or listed building consent. We help to make sure that threats to our heritage are understood and reduced where possible, using cutting-edge science, research and information so that policies and resources are targeted where they will have the greatest impact.

We build skills, knowledge, confidence and motivation

We use our knowledge and expertise to help more people discover, respect and enjoy England's heritage. We work with others – heritage professionals, owners, communities and individuals – to enable them to look after our historic places. We help build capacity and develop skills, and we share our knowledge through training, guidance, policy and advice. Our teams are based right across England – they offer more than technical expertise, but a deep understanding of local needs and what matters to local communities.

We open up our assets, knowledge and expertise to everyone and engage with diverse audiences

We want everyone to be able to experience the benefits from heritage. We share our knowledge and passion through communications, digital resources, campaigns, activities and exhibitions, and through the Historic England Archive – the biggest national collection of records about the historic environment – so that

more people can access our work and be inspired and equipped to care for, and take action for, our heritage.

We organise ourselves to be efficient and accountable and to reflect the people and places we serve

We direct our resources where our work has the most impact and the greatest public benefit. We have developed our fundraising capability and are exploring more ways to raise income. We are finding ways to embrace diversity and promote inclusivity in our organisation and the wider sector.

We support the English Heritage Trust

We are responsible to government for the care and operation of the National Heritage Collection – over 400 historic buildings, sites and monuments under the nation's ownership or protection – which is managed on our behalf by the English Heritage Trust. We support English Heritage in its care and maintenance of the collection under a financially self-sufficient operating model.



Northwold Manor, Norfolk. It was Grade II listed in 1951, but its interior was undescribed at the time. It has been re-evaluated for its exceptional architecture and historical significance.

Chief Executive's Overview of 2023–24

As the fiscal year draws to a close, I am pleased to report that Historic England has made significant strides in all our work programmes. We have delivered to budget and performed well against the strategic priorities and performance metrics established with the Department for Culture, Media and Sport (DCMS).

Our Corporate Plan for 2023–26 sets out our focus on six priority areas: Levelling Up; Inclusion, Diversity and Equality; Planning, Listing, Conservation Advice and Investment; Climate Action; Stewardship of the National Collections; and Developing Historic England. Here are just a few of my highlights, please see the Highlights of 2023–24 section for more information.

Levelling Up

Following our commitment to Levelling Up, we are proud of the success of our High Streets Heritage Action Zone (HSHAZ) Programme and how we have actively engaged in the devolution agenda. This has demonstrated the pivotal role of heritage as a socio-economic lever.

- We completed our HSHAZ Programme at the end of this year, leaving a lasting impact on local places and communities. HSHAZ initiatives invested over £220 million in over 60 places, supported some 25,000 cultural events and involved more than 400 creative partners. Additionally, our Round 2 Heritage Action Zone Programme came to a successful conclusion this year, with some impressive results. Our grants, of over £4 million, triggered an additional £113.2 million in public funding, supporting the preservation of 65 buildings and encouraging 30,000 people to actively engage with their local heritage.
- We have successfully launched our Levelling Up Places Service – a collaborative initiative with other Arm's Length Bodies to advise and support both councils and communities to deliver heritage and culture-led regeneration projects, with a focus on places in receipt of Levelling Up Fund awards.
- Our venture with North Somerset Council and other collaborators to save Birnbeck Pier is just one of the ways we illustrated our impact on

uniting people and organisations. This is the only Grade II*-listed pier in the country linked to an island. This project has attracted substantial match funding. The Council's purchase of the structure and the successful securing of Government's Levelling Up funding have brought us a step closer to restoring this historic landmark for the good of the community.

Inclusion, Diversity and Equality (IDE)

We have continued to promote our strategy for IDE, applying inclusive recruitment and procurement processes and targeting grants and programmes to support under-represented communities.

- Through our 'History in the Making' initiative, we are empowering young people to create place markers across the North of England. These markers celebrate important local historical events that have often been forgotten. From exploring the Roman era multiculturalism of Hadrian's Wall to the diverse history of Sunderland's musical past, these youth-led projects are as varied as they are inspiring.
- We were excited to announce the recent publication of our guidance on 'Understanding Special Historic Interest in Listing'. This document sheds light on the process of assessing a building's 'special historic interest' for inclusion on the National Heritage List for England (NHLE). Crucially, it also celebrates the diverse range of buildings representing the multiple facets of our nation's history.
- The second round of our Everyday Heritage Grants programme has been a huge success. These grants have brought a wide range of initiatives to life, from the untold Rastafari histories of St Agnes Place in Kennington to the working-class history of drag in Newcastle's 'Pink Triangle'.



Lincoln High Street Heritage Action Zone.

- We have been awarded the Mind Workplace Wellbeing Index gold award for the sixth consecutive year, reflecting our commitment to a supportive work environment. Continuing in this vein, we are currently developing guidance and training for the sector on our Inclusive Heritage Advice Hub, in partnership with *Getting On Board*.
- In a remarkable achievement, we climbed the ranks of the RepTrak benchmark index, a measure of reputation among public sector bodies. We are now proudly positioned in second place out of 80 organisations. This leap from our fourth-place standing last year highlights the positive perception of our organisation.

Planning, Listing, Conservation Advice and Investment

Our commitment to protecting heritage assets through targeted advice and investment has equipped more people to care for heritage.

- Our efforts resulted in 1,002 listing recommendations. Ninety-nine per cent of our recommendations were accepted by DCMS. Just one example is the Roman Catholic Church of Our Lady of Fatima in Harlow, which has been upgraded to a Grade II* listing. This innovative 1950s church, which features panoramic glass panels and a freestanding altar in the middle of the congregation, was highly advanced for its time. Music fans will recognise it from the album cover of the Chemical Brothers' 1998 album, *Brothers Gonna Work It Out*.
- Over the year, we dealt with over 17,000 Development Advice cases, responding to 99.5% of them within 21 days or an agreed deadline. This autumn, the Secretary of State for Levelling Up, Housing and Communities declined planning permission for building proposals at New City Court, Southwark. His decision aligned with our view that these tall buildings would negatively impact the character, heritage and panorama of the Borough High Street conservation area.
- We have been working with major infrastructure developers across a range of projects to help deliver this national priority; for example we participate in the National Grid Stakeholder Advisory Group and work with other statutory consultees. We are working particularly on issues relating to utilities renewal. We are well aware of the pressing need for the country to update its energy and water networks to ensure we can meet Government's net zero targets.
- This year's launch of the Heritage at Risk register attracted considerable attention. The Holmfirth Conservation Area in West Yorkshire, with its ties to the long-running TV comedy series *Last of the Summer Wine*, particularly caught the public's eye. As we celebrated the 25th anniversary of the first Register's publication, it was truly inspiring to reflect on the 6,800 sites that have been rescued since the programme's inception in 1998.

- We have enhanced our communication with MPs and Government ministers to show the value of what we do for the nation, from Heritage at Risk to revitalising our high streets. We recently hosted Prime Minister Rishi Sunak at the Thornborough Henges, a remarkable Neolithic complex dubbed the ‘Stonehenge of the North’. The third henge has been recently acquired by Historic England, uniting the site for the nation to enjoy, as part of the National Heritage Collection. While he was there, the Prime Minister contributed to the conservation of the site by filling in a few rabbit holes!
- The Levelling Up and Regeneration Act, which received royal assent in October, marks a significant milestone. Its overarching goals are to deliver high-quality design, create beautiful places and simplify the planning system.

Climate Change

Climate Action remains a focal point, with Historic England guiding heritage owners, communities, and policymakers towards net zero.

- In a major step towards our Climate Action objectives, we published a Heritage and Carbon report in partnership with Grosvenor, the Crown Estate, Peabody Housing Association and the National Trust. This report and the accompanying **map** highlight the demand for heritage retrofit skills by local area. These skills are essential for ensuring heritage meets its climate change targets.
- Historic England has released a draft Advice Note titled ‘Climate Change and Historic Building Adaptation’ for public consultation. This note provides guidance on planning consents required for decarbonising buildings. Simultaneously, Historic England is running a campaign to empower homeowners with advice and tools to enhance the energy efficiency of their homes.

- We have also made great progress on our own journey to become net zero by 2040. This includes the launch of our carbon literacy training programme, installing LED lighting in some of our offices and starting work on improvement plans with our key suppliers.

Stewardship of the National Collections

We continue to work with partners to support the National Heritage Collections, improving engagement through the Historic England Archive and making our collections more accessible.

- The English Heritage Trust has moved to a financially self-sufficient model for the custody and care of the National Heritage Collection of historic properties after eight years of financial support from Historic England and DCMS, with an initial endowment for investment in the properties. We commend them for delivering on this ‘New Model’.
- New content has been added to the Archive this year, with notable new collections including Picturing High Streets; this three-year project recorded the amazing stories and communities behind England’s shopfronts. To date, an incredible 163,681 digital and physical items have been added, from prints and slides to survey photos and digital drawings.
- Derelict for many years, our flagship Shrewsbury Flaxmill Maltings site has been transformed into a beacon of restoration and renewal. The site is now alive with guided tours, interactive exhibits and engaging experiences. Additionally, we have successfully secured tenants for some of the upper floors. We have also advanced plans for the development of the site beyond the Main Mill, with a vision that includes a blend of commercial and residential property, cultural venues and green areas.

Developing Historic England

There have been substantial developments within the organisation, with progress on required skillsets, increased efficiency in data use and delivering on Climate Action and IDE outcomes.

- Our Digital Strategy is currently implementing replacements for critical business systems, enhancing the user experience on our website and ensuring our data is more transparent and accessible. The digital skills training plays a crucial role in achieving these objectives.
- We were delighted to launch our online Learning Management System last year. This system is designed to help local planning authorities gain the skills and knowledge they require to make informed decisions about managing the historic environment.
- Our successful renewal of the Cyber Essentials Accreditation is a direct outcome of our efforts this year to enhance our controls. Additionally, we conducted surveys and workshops across the organisation to gain insights into how our offices can effectively support these new ways of working.
- Finally, our Staff Unconference – which combined virtual and in-person events around three of our Corporate Plan priorities – has been completed. Attracting 3,749 viewings, the speaker series stood out and sparked some thought-provoking discussions.

Key Issues and Risks

The wider context and the challenging economic climate continue to impact the delivery of some of our work programmes. Rising energy and construction costs, capacity issues among local authorities and delivery partners, and supply chain disruptions are affecting the entire heritage sector.

We are working closely with UK Government at a policy level to ensure heritage protection controls – such as controls over inappropriate energy efficiency upgrades to historic buildings or damage to historic landscapes and archaeology – are not weakened or lost as a result of planning reforms, but instead contribute to quality and sustainability of the environment.

Historic buildings and landscapes can contribute to reducing the impact of climate change through the conservation of embodied energy in buildings and environmentally sustainable management of land and landscapes. Balancing and reconciling the issues of climate change adaptation and heritage conservation is a key challenge for local planning authorities, and we must ensure our advice is clear and applied consistently.

The English Heritage Trust cares for the National Heritage Collection under a licence from Historic England. We continue to work with the Trust to monitor agreed performance indicators and ensure it continues to look after the National Collection of historic properties to a high standard of conservation. We are negotiating a new operating licence, which will document our relationship with the English Heritage Trust.

More detail on how we monitor and manage our risks is set out in the Governance Statement within the Accountability Report.

Looking Ahead

We have refreshed our Corporate Plan 2023–26 for the year ahead and will continue progressing against the outcomes for our agreed six priority areas. Supported by the framework of the Corporate Plan, we will achieve a step change in each of these priority areas during the coming years. We intend to make further progress in our journey towards a vision of a historic environment that everyone can connect with and learn from, and that we are proud to pass on to future generations. I look forward to updating you on our progress.

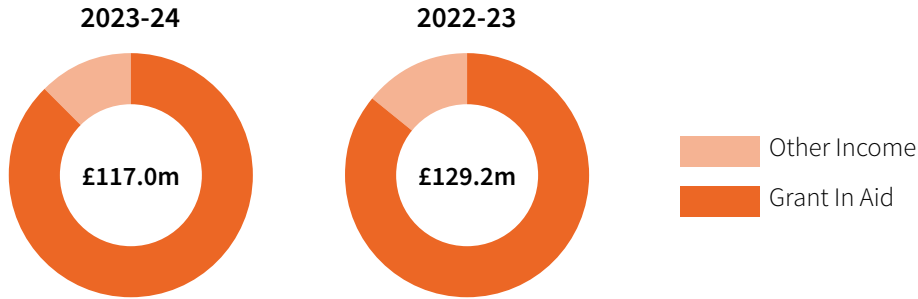


Duncan Wilson CBE
Chief Executive

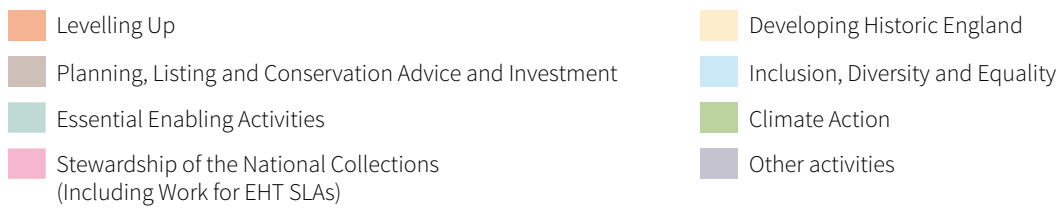
Summary of Financial Performance

The following charts summarise our sources of income and how we allocate our resources to deliver our strategic objectives and activities.

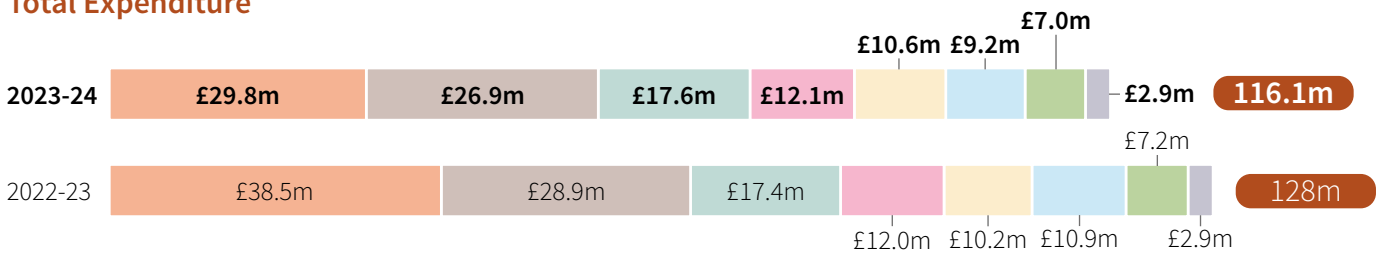
Total Income



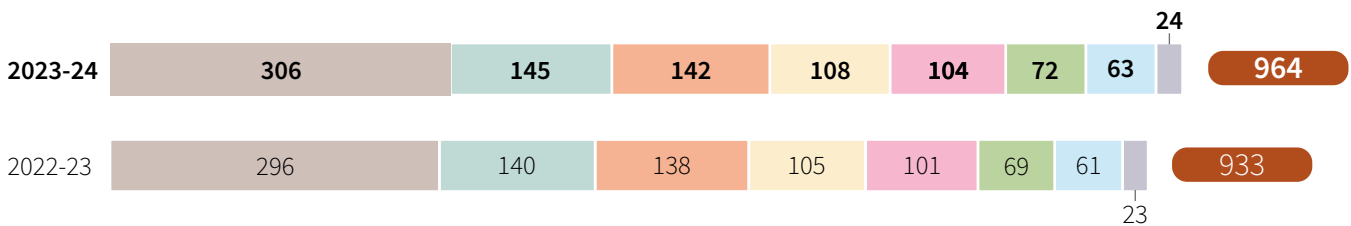
Key Activities



Total Expenditure



Staff FTE



Performance against Key Priorities and Performance Indicators

This section details how we have performed against the priorities and outcomes agreed with our sponsor department, the Department for Culture, Media and Sport (DCMS). The table below summarises our progress captured through our headline key performance indicators. Each measure corresponds to priority outcomes in our Corporate Plan, which extends over three years, with 2023-24 being the first year of implementation.

In the following two years, annual performance results will consistently indicate comparative performance year on year. Also, in 2024–25, reporting data will be available on a further two outcomes, namely: the percentage of properties in the national collection (under English Heritage Trust stewardship) judged to be in sustainable condition; and value (£'s) of contribution generated by income streams other than Grant In Aid.

Outcome	Key Performance Indicator	Result	Commentary
Help economically and socially disadvantaged places become more prosperous by encouraging investment in their heritage and in the skills required to sustain it.	Historic England spend (£) in areas of deprivation/ Levelling Up areas as a percentage of total.	47% in Category 1 32% in Category 2 21% in Category 3	<p>Levelling Up areas are determined by an index ranking local authorities on a scale of 1 to 3, with those ranked 1 considered most in need.</p> <p>Almost half (47%) our core grant investment in 2023–24 was in Category 1 Levelling Up areas.</p> <p>Investment in Category 1 areas increased from £3.5m/ 39% of total for 2022–23, to £4.7m/ 47% of total in 2023–24. This represents a £1.2m/ 8% increase on last year.</p> <p>The purpose of this investment is to support regeneration and promote prosperity. Levelling Up has been a priority for Historic England for several years, with many projects well established and aligned to reflect this.</p> <p>In addition to our core grant investment, we have invested a further £15.5m in local communities in 2023-24 as part of our flagship High Street Heritage Action Zone (HSAZ) Programme. Again, the greatest investment was in Category 1 areas – £7.2m was allocated to Category 1 areas, £6.7m to Category 2 and £1.6m to Category 3.</p>

Outcome	Key Performance Indicator	Result	Commentary
Cultivate people’s pride in their local place through our work.	Percentage of people proud of heritage	66%	<p>The percentage of people agreeing with the statement ‘I am proud to live where I do because of its heritage’ has increased by 6% since 2022–23.</p> <p>Evaluation of our flagship HSHAZ Programme revealed that 82% of participants had a ‘greater sense of pride in their high street and local area’ after taking part in the programme.</p> <p>We have also enhanced the pride connection with local heritage through the unveiling of Historic England’s first blue plaque, everyday heritage grants, heritage at risk and targeted promotions for local HSHAZ initiatives.</p>
Continue to have a positive impact on the wellbeing of people and communities.	Percentage of people who agree heritage adds to a sense of belonging.	69%	<p>Our annual poll revealed that in 2023–24 69% of people believed that having heritage in their local area contributed positively to their life. This is a 5% increase on the 2022–23 figure and confirms that heritage is increasingly seen as contributing to a sense of belonging and wellbeing.</p> <p>The recent ‘Heritage Capital and Wellbeing’ report also reflects this. Its findings reveal a statistically significant, positive relationship between the density of local heritage assets and self-reported life satisfaction.</p> <p>Evaluation of the HSHAZ community engagement Programme indicates that in the areas Historic England has been very active this connection is even stronger. 80% of HSHAZ Programme participants ‘felt more part of their community than before’.</p>

Outcome	Key Performance Indicator	Result	Commentary
Improve the diversity of people engaging with the historic environment through the work we do and the programmes and organisations we fund.	The percentage and demographic profile of people who agree that the work Historic England does benefits society	<p>Overall: 86% people agree that HE's work benefits society.</p> <p>Split:</p> <p>Age:</p> <p>16–24: 78% 25–34: 86% 35–44: 90% 45–54: 85% 55–75: 89%</p> <p>Social Grade</p> <p>AB: 91% C1: 86% C2: 86% DE: 81%</p> <p>Disability</p> <p>Disability: 86% No disability: 87%</p> <p>Ethnicity</p> <p>White: 87% Ethnic minority: 81%*</p>	<p>We believe that the historic environment in England should be accessible and relevant to everyone who lives and visits here, whatever their socio-economic background, race, religion, age, sexuality, gender, disability or health.</p> <hr/> <p>The results of our national survey demonstrate that people with different demographic profiles broadly agree with the statement that the work of Historic England benefits society. However, the results also show that young people aged 16–25 are least likely to agree with that statement. People from social grades D and E are slightly less likely to agree with it versus people from social grades A, B and C. Also, people whose ethnicity is white are slightly more likely to agree versus other groups.</p> <hr/> <p>The results provide a clear driver for continuing the prioritisation of our work on working class heritage, enabling the participation and engagement of young people, and ensuring our work is relevant to and reaches people of all ethnicities.</p>
Continue to adapt and change heritage assets and historic places in sustainable ways that respect their significance.	Proportion of our substantive advice followed by positive amendments in line with that advice	75%	<p>This indicator demonstrates how our advice on planning and listed building consent applications influences development. It measures the proportion of amendments which reflect the advice we have given. The result shows that our advice is influential in 75% of cases where we raised concerns or objections, and for which at least one amendment was logged. In these cases, positive amendments were made in line with our advice.</p>

Outcome	Key Performance Indicator	Result	Commentary
Ensuring our partners, including local authorities, have the skills and knowledge they need to effect positive change.	Historic England Sector Training: Number of Training Opportunities Taken Up	3,535	<p>In 2023–24 our new learning platform was launched. 11 e-learning courses were delivered in the year alongside our regular webinar programme. 3,535 training opportunities were taken up and completed of which 662 were e-learning course completions and 2,873 live webinars attendees.</p>
			<p>A further 1,362 people enrolled in the year but are still working through these ‘learn at your own pace’ courses. They are likely to complete them in 2024–25.</p>
			<p>All webinars are recorded and made available online, generating 1,000 additional viewings this year and 4,819 viewings of previous webinars, making up 5,819 additional hours of learning this year.</p>
Encouraging more organisations in the heritage sector to commit to achieving net zero by 2050 or earlier.	Number of heritage organisations undertaking carbon literacy courses	104	<p>Our heritage carbon literacy course was created and accredited in October 2023. The trainer framework and contracts for sector bodies were signed at the end of November 2023. The first online course was delivered in December 2023, with a further 12 delivered by end of March 2024. Across these 13 courses, we had 125 attendees from 104 organisations. We work with five sector support bodies to promote and administer the courses to their members and stakeholders. The courses are promoted to both senior leaders and those responsible for environmental sustainability within their organisations.</p>
			<p>These courses are a key feature of our Sector to Net Zero project. The aim of the project is to support heritage organisations (in particular micro, small and medium-sized organisations) prepare to reach net zero by 2050 in line with UK Government targets. The project is broken down into a number of steps that will support organisations through: (i) raising awareness of climate change impact on heritage, (ii) increasing understanding and knowledge of carbon literacy, and (iii) organisational carbon accountancy (carbon baselines and reduction plans). This will help organisations become confident and informed clients, and enable them to implement changes to meet their carbon reduction goals.</p>

Outcome	Key Performance Indicator	Result	Commentary
Supporting compliance with Government functional standards and backbone business services.	100% compliance with 'must/shall' statements within relevant UK Government standards	99%	<p>We have continued to be vigilant about the standards we apply across our key internal processes. As a result, we are just 1% short of 100% compliance.</p> <p>We have made assessments against the main functional standards applicable to Historic England and have identified some possible minor improvements in how we report monthly variances in internal financial reporting. These standards provide evidence of alignment with wider government standardisation for key processes within finance, grants, IMT (Information Management and Technology) and procurement. They support excellence and consistency in the delivery of our policies and programmes.</p>

* Note on the ethnicity breakdown: All ethnicities are grouped in the survey, excluding respondents who are white. This is because 'white' is the only ethnicity group which is numerous enough, in terms of overall sample size, to analyse on its own. If we take the rest of the ethnicity groupings (e.g. South Asian), the sample sizes are too small to examine the groups individually. However, if we combine these ethnicities into an ethnic minority group, the data sample is large enough to analyse.

Highlights of 2023–24

The following section highlights the commitment and achievements of Historic England in delivering against our six corporate priorities during 2023–24.

1. Levelling Up: Through heritage we help to improve civic pride, prosperity, wellbeing and opportunity for the people and places most in need of our support.

In October 2023, the heritage sector witnessed a momentous event with the royal assent of the **Levelling Up and Regeneration Act**. This act introduced several heritage-relevant clauses. Firstly, Historic Environment Records have been granted statutory status, helping to drive forward the new digital planning system. Secondly, the act empowers authorities with the ability to issue temporary stop notices for listed buildings and facilitate urgent works to listed buildings. Thirdly, compensation for building preservation notices has been removed and now requires local planning authorities to consult with Historic England. We are working closely with Government and key stakeholders to implement these transformational heritage clauses.

Historic England continues to deliver the **Levelling Up Places Service** together with the Arts Council England, National Lottery Community Fund, National Lottery Heritage Fund, Sport England, the British Film Institute and Visit England. Running over two years – with a £2.4 million investment from DLUHC – the programme supports funded Local Authorities to deliver their heritage and culture-led regeneration projects. In its first year, the Service has supported 68 Local Authorities by providing bespoke advice, and over 75 Local Authorities via its emerging peer learning programme. It has also helped bring together other Government departments and agencies across the country through five Area Towns Groups, improving alignment and efficiencies in place-based working.

Our **Heritage Action Zone (HAZ)** and **High Streets Heritage Action Zone (HSHAZ)** Programmes have proved incredibly successful, unlocking the potential of local areas across the country. Now these programmes are complete, we can look back on their achievements: the restoration of 147 heritage buildings, the reactivation of 16,599m² of commercial floor space, the addition of £184.8 million in public funding, the revival of 55 housing units and the engagement of over 65,000 people in local heritage. Here is a selection of the highlights:

- The **Grimsby HAZ** has breathed new life into the town with a targeted response to the economic, social and environmental needs of the community. A prime example is the repurposing of the Cooperage into housing. Once part of the Hewitt Brothers Tower Brewery complex, the long-derelict Cooperage has been meticulously restored thanks to the efforts of local people and partners. Historic England provided specialist advice and research, culminating in a detailed report on the building's fabric, historical context and heritage status.
- Through the **Swindon HAZ** we have revitalised Brunel's model village and railway works in collaboration with the National Trust. Notably, the Blossom Circle in GWR Park was unveiled in March in tribute to the original bandstand; this was one of many ventures to enhance this cherished green space. Another key project was the repurposing of the Grade II listed Carriageworks into a vibrant hub for education, media and small businesses. A £175,000 grant from Historic England facilitated upgrades to the street frontage and glazing to enhance energy efficiency, while attracting additional funding through the Towns Fund.
- The standout success of the **Redruth HSHAZ** was the restoration of the London Inn, a Grade II listed former coaching inn from around 1776. Despite being loved by the locals, the building had been derelict for years, making its regeneration a key priority. Following efforts to overcome major legal,

ownership and funding challenges, a £182,000 grant from Historic England and £500,000 from a private developer were secured to see the project through. The refurbishment included repairs to the shopfronts, windows, listed telephone box and extensive internal works, creating 12 new upper-floor flats and four new ground-floor commercial units.

- An incredible 1.5 million people participated in the cultural programme for HSHAZ. Feedback was overwhelmingly positive, with 80 per cent of participants reporting a newfound sense of pride in their high street. Notably, **Hi! Street Fest**, the finale of our HSHAZ cultural programme, brought together 60,000 people to celebrate their love of their high street with the help of 2,000 local volunteers.
- **Picturing High Streets** was a significant national commission from the HSHAZ Cultural Programme. This three-year photography initiative, created in partnership with the National Lottery Heritage Fund and Arts Council England, was designed to document the changing face of the nation's high streets. The project has been instrumental in celebrating and showcasing the vibrancy, diversity and resilience of our high streets. Not only has it made £1.2 million available to local artists and cultural organisations, but it has also provided a unique perspective on the heart of our communities.

Last year marked the launch of our **National Blue Plaques Scheme**. The inaugural blue plaque was unveiled by Lord Parkinson, Arts and Heritage Minister, at the former St Winifred's maternity home in Ilkley, West Yorkshire, in February. It honours Daphne Steele, who made history by becoming the first Black matron in the NHS in 1964. Her groundbreaking achievements opened doors for nurses from diverse backgrounds, empowering them to play a vital role in the NHS. Further scheme nominations will open in May.

In March 2024, we released the results of our **Heritage Counts** study on the health benefits of engaging with local heritage. Using analytical models, the study highlighted a statistically significant correlation: individuals living amidst a higher density of local heritage sites report higher life satisfaction.



The Empire Café, Leeds. A ghost sign was uncovered by new business owners.

This study places an economic value of £515 per person on the presence of cultural heritage, amounting to a staggering £29 billion in wellbeing across England. These insights empower policymakers and bolster our advocacy for heritage conservation as an investment in societal health and happiness.

We are also building our evidence base to deepen our understanding of heritage's impact on place through initiatives such as **Heritage Counts** and the **Culture and Heritage Capital Programme**. Additionally, we have successfully secured substantial investment from the Arts and Humanities Research Council and DCMS. These resources will pave the way for further research and analysis.

2. Inclusion, Diversity & Equality: Everyone can connect with, enjoy and benefit from the historic environment

2.1 Internal Highlights

Highlighting our commitment to social mobility, Historic England was listed as a **top 75 UK employer by the Social Mobility Employer Index**. The Index shows how companies perform against eight measures of social mobility, showcasing those workplaces that are committed to improving socio-economic diversity. We also progressed to **Disability Confident Leader** status, the highest level of the scheme, demonstrating our commitment to disability equality. We were recognised with a **Bronze award from the Employer Brand Management Awards** for our work to develop a more inclusive employer brand strategy.

Our **Future Talent Programme** continues to make a huge difference to workforce diversity, providing work experience, apprenticeships, bursaried Emerging Talent Training Placements and salaried Step Up placements to encourage people to consider careers in the heritage sector. Fifty-nine per cent of Emerging Talent Placement participants were aged 21 or under, and 35 per cent identified as being of Black ethnicity, an area of significant under-representation in our workforce. All participants were more interested in heritage careers after their placement, with hosting staff also finding the experience positive. Step Up placements offer a crucial pathway into paid trainee roles for young individuals, helping to address skill shortages identified by many heritage employers.

2.2 Sector Focus

In September, Historic England launched a new round of **Everyday Heritage Grants**. These grants are part of a broader programme aimed at preserving heritage, particularly working-class history. In total, we funded 56 Everyday Heritage Grants valued at £868,803, with the average cost of a single project at £15,514. This underscores our commitment to a heritage that is inclusive and reflective of all aspects of society.

To make our **Heritage Schools Programme** more accessible to teachers, we partnered with Teacher's Pet, a digital publisher of online classroom resources, to develop local history teaching materials. The Heritage Schools 2023 Evaluation report concluded that 99 per cent of teachers agreed that learning about local heritage increased their pupils' sense of pride.

We also collaborated on a new initiative with the **Youth United Foundation** to inspire interest in heritage among the uniformed youth sector. This partnership supports the development and delivery of heritage-themed activities, offering training and funding for social action projects, good practice workshops and national partnership-building events. It also includes online resources and an evaluation of impact of the initiative on young people's wellbeing, demonstrating our commitment to helping young people develop a sense of belonging and early connections with their past.

2.3 Public Engagement

To drive public participation in heritage, Historic England launched its **Missing Pieces Project**. This innovative digital initiative invites people to contribute their perspectives to list entries, adding to our collective understanding of what makes places special and helping us to make informed decisions about protecting and preserving them in future. A newly produced film featuring comedian Angela Barnes and Black Girls Hike founder Rhiane Fatinikun amplified the engagement, highlighting the personal connections to these spaces. The success of the project has seen the number of contributions from the public increase by 71 per cent compared to the previous year (from 32,382 to 55,477), while brand awareness has more than doubled among traditionally harder to reach groups.

Ahead of last Halloween we called upon the public again, this time to share images and information about **ghost signs** across England on a new online map. Ghost signs are typically historic hand-painted advertising signs or old shop signs preserved on buildings that have since changed use. By capturing these pieces of hidden history, we are enriching our collective architectural, cultural and social history within the fabric of our high streets.

3. Planning, Listing and Conservation Advice and Investment: We secure positive change and sustainable futures for historic places through our expertise, advice and investment

Our Heritage at Risk (HAR) Programme identifies sites most at risk of being lost through neglect, decay or inappropriate development, and helps us understand the overall state of England's historic environment. Our regional teams work with owners, community groups, developers and other stakeholders to find solutions for these 'at-risk' historic places, providing advice, guidance and resources. Our targeted grant initiatives have made substantial headway in rescuing properties from the **Heritage at Risk Register**. Over the past year, 159 historic buildings and sites have been added to the Register and 203 removed and secured for the future. In total, there are 4,871 entries on the Heritage at Risk Register, 28 fewer than in the previous year. This year also marked the 25th anniversary of the publication of the first Heritage at Risk Register in 1998. Since then, around 6,800 entries have been removed – around three-quarters of the original Register.

Sites added to the Heritage at Risk Register in 2023 include:

- Holbeche House in the West Midlands, where the Gunpowder Plot unravelled;
- Great White Horse Hotel in Suffolk, which was the inspiration for Charles Dickens' *Pickwick Papers* and lodgings for luminaries from Admiral Lord Nelson to The Beatles;
- the Church of St Mary, also in Suffolk, which was painted by celebrated landscape artist John Constable.

Sites saved and removed from the Register in 2023 include:

- Bourn Mill in Cambridgeshire, one of the oldest windmills in England;
- Tolpuddle Old Chapel in Dorset, vital to the story of the Tolpuddle Martyrs convicted of swearing a secret oath;
- a rare Victorian electricity substation in Wimbledon.

Moving on to another important list – the **National Heritage List** for England (or 'The List') is the official register of our nationally protected historic sites, recording our country's extraordinarily varied heritage. A monumental 227 historic places were added to the List in 2023. Here is a round-up of some of the notable listings, reflecting the diversity and breadth of our heritage:

- One exciting new addition to the list was **Barkway Carriage Wash** – also known as the 'carriage splash' – in Royston. Dating back to the 17th century, this unique structure is believed to be the earliest known 'modern-day car wash'.
- **Northwold Manor**, a landmark on the high street of the medieval village of Northwold, was an early addition to the List. It was Grade II listed in 1951, but its interior was undescribed at the time. The manor, with its interconnected rooms and an unusual lack of corridors, has been re-evaluated for its exceptional architecture and historical significance.
- Constructed between 1986 and 1989, **The Dome** in Doncaster was Europe's largest leisure centre. It was designed by architectural firm Faulkner-Brown Hendy Watkinson Stonor, known for their pioneering work in post-war leisure centre buildings, and commissioned by Doncaster Metropolitan Borough Council to stimulate economic regeneration in the area.
- The **Railway Tavern** in Darlington was among three pubs built in 1826–1827 by the pioneering and globally influential Stockton & Darlington Railway (S&DR) to serve to its clientele. These pubs served as early railway stations. Each pub was strategically located next to one of the S&DR coal depots and expected to be the primary revenue source for the railway. However, with the Railway Tavern and coal depot at the end of a short branch line, some 350 metres from the main line, it never developed into a railway station. Despite this, it proved to be the most successful pub among the three and is the only one still in operation today.



The Railway Tavern, Darlington. A public house built 1826–1827 by the Stockton & Darlington Railway as an inn to serve coal agents before the idea of train stations was developed. It was Grade II listed in 2023.

- Constructed between 1913 and 1914, the **clubhouse at Beaconsfield Golf Club** is a rare, well-preserved example of an Arts and Crafts style clubhouse from England's first major golf course expansion era. Designed by Stanley Hinge Hamp, a prominent architect of the time, the clubhouse boasts high architectural quality and a beautifully adorned first-floor hall.

At the end of January 2024, our Midlands team hosted a three-day United Nations Educational, Scientific and Cultural Organisation (**UNESCO**) **advisory mission to Derwent Valley Mills World Heritage Site**. During the visit, UNESCO representatives engaged with local stakeholders and observed the developments, which included the conservation and adaptive reuse of structures like Darley Abbey Mill and the Belper conservation area. UNESCO fully assessed the site, which spans the Derwent Valley from Matlock Bath to Derby and faces pressures from housing and other developments. The property is due to be re-evaluated during the World Heritage Committee meeting in mid-2024 in India.

Historic England in collaboration with the National Police Chiefs' Council (NPCC) has completed its research into **heritage and cultural property crime** in England.

This study revealed a wide spectrum of threats to the historic environment, including theft of historic lead and stone and cultural objects, unlawful metal detecting, the removal of artefacts from protected wreck sites and antisocial behaviours such as arson, vandalism and graffiti. As a result, recommendations have been made to enhance prevention measures and actively enforce heritage crime prevention.

In a pioneering project, Historic England is using Artificial Intelligence (AI) to identify and catch criminals from their graffiti tags, matching the styles in different areas and analysing paints to establish where they obtained their spray cans. This project is a collaboration with Professor Robin Bryant, Director of Criminal Justice Practice at Canterbury Christ Church University.

Having been commissioned to manage the new Farming in Protected Landscape (FiPL) Historic Buildings Restoration Grant scheme and to develop a Heritage Service supporting the delivery of Countryside Stewardship capital projects for historic and archaeological features, we have been recognised as a **Defra (Department for Environment, Food and Rural Affairs) Delivery Body**. The Historic Buildings Restoration Grant scheme is available in all 44 protected landscapes.

This year, Historic England marked the **50th anniversary of the Protection of Wrecks Act 1973** by instigating the #PWA50 programme of research and engagement projects by volunteer and professional teams. Between September and October 2023 we continued this international theme by embarking on an exciting partnership with the French marine heritage agency, Drassm, to survey 30 wrecks sunk during the historic rescue of 338,000 Allied soldiers from Dunkirk in 1940. This survey revealed the position, characteristics and condition of each wreck in astounding detail and provides a striking insight into our shared heritage beneath the waters off Dunkirk.

We also completed the conservation and return of 2,560 artefacts from the 18th-century Dutch East India Company (VOC) ship, the **Rooswijk** – a project that began in 2016 following the discovery of the wreck's high-risk location 25 metres deep on the Goodwin Sands in Kent. The objects, which include over 1800 silver coins, ship timbers, trade goods and personal items, are now housed at the National Maritime Depot in Batavia, Lelystad. The return of these objects holds huge significance, enabling the Cultural Heritage Agency of The Netherlands to share our mutual maritime history with the public.



Blue and white tin-glazed ceramic fragments from the Rooswijk, situated in English waters at the north east end of Kellet Gut, Goodwin Sands.

4. Climate Action: Our leadership ensures that heritage plays an important role in the fight to limit climate change impacts

As part of Government’s third National Adaptation Programme (NAP), Historic England consulted with Defra and DCMS to develop adaptation goals, actions and indicators of success in support of cultural heritage at risk. We are currently feeding details from the consultation phase into a Climate Change **Historic England Advice Note** (HEAN). This document will align with national policy and be published alongside the updated National Planning Policy Framework (NPPF). Once produced, the Advice Note will guide decision making on reducing carbon emissions and enhancing energy efficiency in historic buildings while ensuring their preservation and future viability.

We have recently extended our online advertising for the **Your Home pages**, resulting in 64,000 click-throughs (as of March 2024). New content on permissions for energy efficiency changes is in the works to coincide with the HEAN launch. Additionally, we are creating video content on permissions and heat pump installation to enhance the website content.

In February, we launched the **Historic England to Net Zero Champion** scheme to help galvanise staff who are passionate about climate change into supporting related internal campaigns. We now have 20 Net Zero Champions from across the organisation who are helping to implement the programme with the Historic England to Net Zero board, promoting the necessary changes to staff mindset and behaviour.

In another first, we initiated our online Climate Change Staff Training Programme with the ‘What is Climate Change?’ course. This programme is shared with English Heritage Trust and will be made available to external heritage organisations. A second course, centred on ‘Climate Change and Heritage’, explores the impact of climate change on heritage and how heritage can contribute to climate action. Together with a virtual interactive workshop, these courses form part of the accredited **Carbon Literacy certification** for staff.



Chippenham Hall, Chippenham, Cambridgeshire. Solar panels have been installed in the garden.

Also, for the first time, Historic England has released local data on the **retrofitting skills** needed for England’s historic buildings to achieve net zero. This data is accompanied by insights into how different regions can benefit from the growing green economy by enhancing the energy efficiency of historic structures. We are urging decision makers nationwide to use this information to build England’s retrofitting workforce and address the skills gap. Additionally, we are encouraging the 38 Employer Representative Bodies responsible for implementing Local Skills Improvement Plans (LSIPs) to develop tailored training initiatives.

By using our new online map, they can identify the average annual requirement for new workers up to 2050, the estimated economic output and the specific skills needed for their area. Given that buildings in England contribute approximately a fifth of the nation’s greenhouse gas emissions, the demand for retrofitting workers is substantial. On average, 86,500 new workers per year will be needed until 2050 to retrofit England’s traditionally constructed buildings, aiming to meet net zero targets and generating an estimated £12 billion in annual economic output.

5. Stewardship of the National Collections: The effective management of the National Collections means they have a sustainable future

Historic England is responsible for the care and operation of the **National Heritage Collection**, a collection of over 550 different heritage land and building assets at over 400 sites across England, and over 500,000 historic artefacts. The care and operation of the Collection is carried out under licence by the English Heritage Trust (EHT).

This is the first year that EHT has operated completely subsidy free, with total expenditure of £148.1 million (2022–23: £141.2 million). English Heritage made a net unrestricted deficit of £8.4 million for the year. Unrestricted cash at 31 March 2024 was £39.0 million (2022–23: £55.6 million). Visitor numbers continued to increase closer to pre-pandemic levels, with total visitor numbers to pay-to-enter sites of 6.1 million (5.5 million in 2022–23) compared to a pre-pandemic peak of around 6.5 million in 2017–18 and 2018–19 (NB The results are currently a pre-audited position).

Historic England's oversight role is supported by the work of the Historic Estate Conservation Committee (HECC), which monitors and advises Historic England Commission on the conservation and maintenance of the properties in the National Heritage Collection. The Committee met four times in the year, receiving regular updates from the EHT's Director of Estates on the Trust's Sustainable Conservation Strategy and Asset Management Plan (SCAMP), the Conservation Maintenance Programme, the Condition Survey Programme and the Trust's Collections Conservation Programme. To support its scrutiny work, the Committee visited Rangers House, Bury St Edmunds Abbey, Furness Abbey, Piel Castle, Reculver Roman Fort and the Roman villas at Great Witcombe and North Leigh.

One year on from its public opening after a major restoration programme, the exhibition space, shop and café at **Shrewsbury Flaxmill Maltings** are thriving. We held a fundraising event for the first anniversary to secure ongoing support for the education programme and future capital works. Additional marketing efforts, including guided tours and the 'name a brick' scheme, have helped to boost awareness, visitor numbers and revenue. 'Name a brick' proved particularly successful,

winning the Maltings multiple restoration accolades at the Brick Awards 2023. Training initiatives, coordinated by the Sector Resilience and Skills department, are also under way, which include an opportunity for 12 placements on repair and adaptive reuse in July 2024.

Historic England maintains over 60,000 items in archaeological archives and research collections at its site in **Fort Cumberland**, Portsmouth. In November, we conducted several master planning sessions at the site with internal stakeholders, including staff, tenants and council representatives. These consultation events aim to engage the community to help shape the future of Fort Cumberland. Final options for the future use of the site are due to be shared, discussed and approved in 2024.

The **Historic England Archive** remains the biggest national collection of records about the historic environment, containing over 14 million photographs, plans, drawings and documents. We continue to develop our approach to digital access and making our collections available online.

Highlights this year have included:

- The **'Picturing High Streets' collection**, comprising over 200 public-contributed images, continues to attract strong national and regional media attention.
- The United States Army Air Forces archive of World War II reconnaissance flight photography was launched as part of a new National Collection, gaining major media and public interest. The collection includes over 20,000 photos of airfields, military bases, towns and countryside across England between 1943 and 1944.
- Recently, the Historic England Archive collaborated with the **Leeds Caribbean and African Centre** for their 40th anniversary event to celebrate select images from our 1983 Property Services Agency collection. This event not only celebrated the photos, but also highlighted the enduring role of the centre as a community hub and provided an opportunity for its rejuvenation. To support this, we collected a series of oral histories, including stories from individuals featured in the photos. We also heard from inspirational figures within the Leeds and broader Black British community.

6. Developing Historic England: We are a valued, adaptable organisation, equipped to deliver on our strategy

We successfully completed the **Staff Unconference** during autumn 2023, showcasing an innovative approach to collaboration and idea-sharing among staff. This event combined virtual and in-person events, with speakers discussing three of our Corporate Plan priorities: Levelling Up; Inclusion, Diversity and Equality; and Climate Action. This was followed by five in-person gatherings held across the country.

- Impressively, 2,533 live engagements were reported, with 569 participants attending the in-person gatherings, supported by 115 volunteers.
- Feedback from participants highlighted a strong sense of pride for Historic England’s work (78.6 per cent) and greater feelings of colleague connection (82.9 per cent). The sessions were also inspirational and informative, with over 62 per cent reporting that they felt inspired and over 76 per cent that they had learned something new.
- It also proved to be more cost-effective and environmentally friendly than a traditional conference, saving £180,000 from the budget and reducing travel-related carbon emissions.

Our training initiatives, including the online Learning Management System, have seen high completion rates and satisfaction scores, significantly enhancing our sector’s professional development.

The release of the **Calm app**, which is accessible to all staff and their dependents, has been met with positive feedback and high levels of engagement. The app provides tools for mental health support, stress reduction and better sleep. To tackle the issue of stress more generally and proactively, we have been exploring methods like enhancing digital skills, protecting rest time and offering financial wellbeing training. We also ran stress management training for the Executive and Corporate Leadership Teams and made this available to all staff.

Finally, we have made significant strides in developing our **new range of Key Performance Indicators**. This new range of KPIs will effectively monitor our performance as an organisation and help understand whether we are delivering our outcomes from the Corporate Plan. Details on our performance, including our new KPIs, are featured in the Performance section of this report.

Other matters

We are dedicated to continuous improvement across all facets of our work. We strive for excellence, whether in the expert advice we provide, our engagement with the public and stakeholders or our efforts to preserve and enhance the historic environment.

In every interaction with colleagues, the public and other stakeholders, we uphold the principles of respect, sustainability and ethical decision making.



Lively debate and idea-sharing at the Historic England Staff Unconference.



Leeds Caribbean and African Centre, Leeds. Their 40th anniversary community event included photographs from the Historic England Archive, that showed the centre's original opening event.

Our commitment extends to the following key areas:

- **Zero tolerance for modern slavery:** We maintain a strict policy against any form of modern slavery, coerced labour or human trafficking within both our own business and our supply chains. Our Modern Slavery Transparency Statement, available on our webpages, outlines our unwavering stance. Notably, in the fiscal year 2023–24, no alerts related to suspected incidents of modern slavery were reported through our whistleblowing mechanisms.
- **Integrity and anti-corruption measures:** Our staff members are held to the highest standards of honesty and integrity. No incidents resulted in staff discipline or dismissal due to acts constituting bribery or corruption during this period.
- **Maximising social impact:** We strategically allocate resources to create the greatest social value. Our Corporate Plan and strategic activities are guided by outcome-led performance measures, enabling us to demonstrate the tangible benefits and real-world impact of our work.
- **Risk awareness and adaptability:** Like all public bodies, we remain vigilant about risk and uncertainty. We continually review our objectives, performance indicators, and corporate risks, adjusting them as needed to reflect changes in our operating environment.

2023–24 Sustainability Report

Historic England’s Sustainability Report has been prepared in line with the requirements of the Greening Government Commitments (GGCs), government alignment to the Task Force on Climate-related Financial Disclosure (TCFD) and the Greenhouse Gas Protocol.

At Historic England, we support urgent action against climate change and believe that heritage adaptation is part of the solution. Our primary focus is on reducing carbon emissions, firstly, in our own business practices and, secondly, as a sector leader. By instigating research and promoting the role that the historic environment has in climate change mitigation and adaptation we can make a difference. For example, we know that repair and reuse of historic buildings is materially less carbon intensive than demolition, rebuilding or new development. Existing heritage can also be adapted to improve energy efficiency and reduce overall carbon footprint, while preserving its historic significance.

Climate action is one of six priority areas in our 2023–26 Corporate Plan and accounts for over a quarter of the target outcomes in this plan. These goals are based on our Climate Change Strategy, published in March 2022, which sets out our vision, work and activities, and proposals for working with the heritage sector, stakeholders and Government to combat climate change. It also details our Carbon Reduction Plan, which presents our baseline data (based on our 2019–20 emissions) and our near-term and longer-term targets.

Our aim is to achieve net zero by 2040 by reducing at least 90 per cent of our overall emissions. The remaining ten per cent or so will be neutralised through verified offsetting schemes in the UK. To achieve this aim we must make:

- a reduction of 5.75 per cent of total base year carbon dioxide equivalent (CO₂e) emissions each year in Scopes 1 and 2 by 2030;
- a reduction of 46 per cent of total base year CO₂e emissions each year in Scope 3 by 2030;

- a reduction of 4.6 per cent of total base year CO₂e emissions each year in Scopes 1, 2 and 3 from 2030 to 2040.¹

In line with Historic England’s corporate priorities, we have developed an annual key performance indicator (KPI) for carbon reduction based on these targets.

We have identified the following priorities to reach our 2030 targets and encourage sustainable practice:

1. Reduce all Scope 1 and 2 emissions, which include building energy emissions, refrigerant consumption, the use of fuel and the operation of plant and equipment.
2. Reduce emissions associated with all procurement activities. These are our purchased goods and services and capital goods.
3. Invest in and promote more sustainable travel methods to lower emissions.
4. Improve our waste management and disposal streams. Currently this is limited to office waste within our sites, with the aim to extend this to all operational waste.
5. Support target monitoring and identifying key reduction areas by improving data accuracy.
6. Identify environmental targets to support biodiversity and establish a Nature Recovery Plan.
7. Reduce the emissions impact of our ICT and digital services.

This financial year, changes to our carbon calculations methodology and the discovery of various issues demanded a recalculation of our emissions for the base year and the subsequent year. These issues, changes

¹ We have clarified our targets to more accurately reflect the targets published in our Carbon Reduction Plan. In our Annual Sustainability Report for financial year 2022–23 our target was to ‘achieve a 46 per cent reduction across Scopes 1–3 by 2030 and at least a 90 per cent reduction across Scopes 1–3 by 2040. The remaining ~10 per cent emissions will be neutralised through verified offsetting schemes within the UK. Our first major commitment of a reduction of 46 per cent by 2030 requires a 5.75 per cent – or 232 tCO₂e – year-on-year reduction in emissions against the baseline of 4,025 tCO₂e.’

and recalculated emissions are not detailed in the report but are available upon request.

We are satisfied that the recalculation was conducted accurately and transparently and will help us better understand how we can achieve our reduction targets. We have identified the need for a recalculation policy with clear criteria of re-assessment triggers and a timeframe for review. Our current recalculation followed Science Based Targets initiative (SBTi) guidance, allowing a five per cent margin for error and omissions.

TCFD-aligned Governance Report

We have reported on climate-related financial disclosures consistent with HM Treasury's TCFD-aligned disclosure application guidance, which interprets and adapts the framework for the UK public sector. We consider climate to be a principal risk and have therefore complied with the TCFD recommendations and disclosures around:

- Governance – recommended disclosures (a) and (b)
- Metrics and Targets – recommended disclosures (b)

This is in line with Government's TCFD-aligned disclosure implementation timetable for Phase 1. We plan to provide recommended disclosures for Phase 2 in future reporting periods in line with the Government implementation timetable.

All of our strategic decision-making, budget-setting, major action-planning and risk-management activities are informed by the priorities and activities set out in our Corporate Plan. They are also guided by our progress towards achieving our corporate goals.

All climate-related activities are managed, monitored, and governed through two linked programmes: one external, focused on the historic environment and heritage sector, and one internal, centred on improving our sustainability, organisational adaptation and our journey to net zero, in line with the GGCs. The programmes are overseen by two governing bodies, each chaired by an Executive Senior Responsible Owner.

These governance groups monitor progress against our Climate Action Corporate Plan activities, make decisions about resourcing and any changes required to achieve our goals, and are responsible for the management of risks and issues.

Progress against our corporate climate goals is measured through a set of KPIs, agreed and tracked through our corporate planning and performance monitoring process. Progress is reported quarterly to the Executive Team and Commission for review and feedback. In addition, two key climate-related risks are included in our corporate risk register, which is reviewed and managed quarterly by our Audit and Risk Committee.

We are currently developing a new grant funding process which includes support for projects where 'heritage plays an important role in the fight to limit and manage the effects of climate change'. Applicants must explain how their project will contribute towards this priority. Their contribution will then be evaluated as part of the grant assessment process.

Performance against Greening Government Commitments

We continue to track progress against all applicable GGC headline targets. The GGC targets are incorporated into our internal carbon reduction KPI sub-targets and internal programme of climate-related activities. They also continue to influence our decision making, policy and processes.

We are aiming to meet net zero targets across our entire operation by reducing emissions across all direct and indirect activities, not just those required by GGCs. This means reporting on all Scope 3 categories, as well as Scope 1 and 2 activities, applicable to our organisation. Our emissions data collection and calculation methodology are both in line with the Greenhouse Gas Protocol standard and subject to ongoing improvements.

The differences between our own carbon reporting and our GGC reporting are:

- GGC reporting includes only our Scope 1 gas usage and not our Scope 3 gas usage.
- GGC reporting includes our Scope 3 electricity usage.
- Our Birmingham office is no longer included in our GGC reporting. It is reported in its entirety by our landlord, Arts Council England.
- GGCs require detail on seat class distinction, number of flights and travel distance.
- We report our emissions for employee-owned vehicles, hired vehicles and leased vehicles collectively in the GGCs. We separate these factors in our KPI reporting.
- We collect both water supply and treatment information internally, whereas GGC reporting only requires supply information.

Greening Government Commitment A: Mitigating climate change – working towards net zero

The **bold** figures provided in the emissions tables in this report reflect the period from April 2023 to March 2024.

At the time of completing this report, electricity figures were only available until February 2024. Therefore, estimates have been used for the month of March 2024. These figures will be updated when they become available.

Figures from previous years will differ from past reports due to the extensive recalculation of emissions during the financial year 2023–24.

	2019–20	2020–21	2021–22	2022–23	2023–24
Non-Financial Indicators (tCO₂e: tonnes of CO₂ equivalent)²					
Total gross emissions for Scopes 1 and 2 ³	1,056	1,015	1,119	856	841
Total net emissions for Scopes 1 and 2	1,056	1,015	1,119	856	841
Gross emissions Scope 3 business travel	331	41	69	245	249
Other Scope 3 emissions measured (inc. waste)	7,416	4,919	5,780	5,263	4,972
Related Energy Consumption (kWh: kilowatt hour in 000s)					
Electricity: non-renewable	2,924	184	–	–	–
Electricity: renewable	–	2,637	2,923	2,416	2,517
Gas	1,869	2,065	2,367	1,996	1,899
Financial Indicators £000s					
Expenditure on energy	£509	£428	£536	£706	£881
Expenditure on official business travel	£1,181	£81	£162	£425	£865

Our five highest emitting categories in 2023–24 are purchased goods and services; employee commuting; capital goods; business travel and fuel; and downstream leased assets (energy supplied to our tenants). Purchased goods and services is the highest emitting reporting category of carbon emissions every year.

² The scopes and conversion rates are set out in the UK Government conversion factors for company reporting guidelines issued by BEIS/Defra and available at www.gov.uk/government/publications/greenhouse-gas-reporting-conversion-factors-2018. Totals may vary due to rounding.

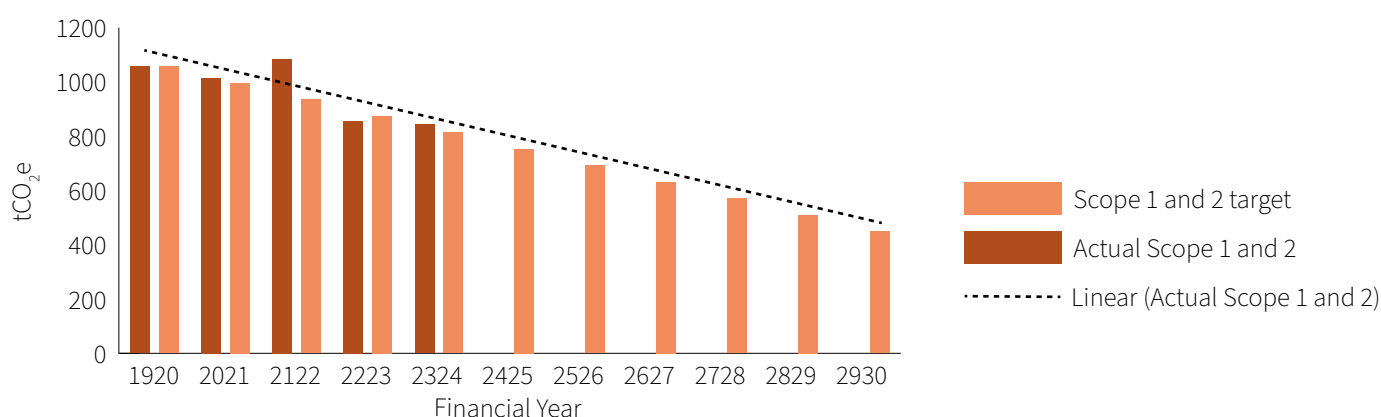
³ Scopes 1 and 2 relate to emissions from sources owned or controlled by Historic England or from the consumption of purchased energy.

Scope 1 and 2 progress

The graph below shows our progress towards our 2030 Scope 1 and 2 target. Scope 1 emissions are those that are generated from our direct activities, through combustion of heat and consumption of fuel. The majority of our Scope 1 emissions are generated via the supply of heat to our office estate. Scope 2 emissions are those generated indirectly through the purchase of energy from our suppliers. All of our Scope 2 emissions are generated from the supply of electricity to our office estate.

Historic England reports on all activities within Scopes 1, 2 and 3 on an operational level. Our CO₂ calculation methodology is aligned to the Greenhouse Gas Protocol (GHGP) standard. A definition and further detail on Scope 3 emissions is provided in the next section.

Scope 1 and 2 Near-term target – Actual progress 2023–24



In 2023–24 we aimed to reduce our Scope 1 and 2 emissions by 60.72 tCO₂e. We reduced our Scope 1 and 2 emissions by 15 tCO₂e, cutting them by 20 per cent from the base year. Given the longer-term nature of our target, we are confident we are on track to reach our 2030 target. Decarbonising interventions are planned over the next two to three years which will lead to step change reductions. We also recognise, in an effort reach our longer-term targets, our interventions will cause emissions to fluctuate in the short term, making our progress to net zero slower and more uneven.

We continue to recognise the need to reduce these emissions annually. In 2023–24 we took the following actions:

- upgraded the lighting in our York, Cambridge and Swindon offices to LED lighting, in collaboration with the Government Property Agency;
- scoped an extensive programme of mechanical and engineering works for our office and archive in Swindon – here, there is particular urgency, with energy consumption contributing to approximately 58 per cent of our 2023–24 Scope 1 and 2 emissions;⁴
- identified four fleet cars (30 per cent of our fleet) that can be replaced by ultra low emission vehicles (ULEVs), and removed two cars entirely (15 per cent of our fleet).

⁴ The following figures were not available from our energy suppliers at the time of reporting, hence estimates have been added using existing data from the previous month: Scope 2 Electricity consumption in March 2024. It is anticipated that actual figures will become available early-mid May 2024.

Scope 3 progress

The graph below demonstrates our progress towards our 2030 Scope 3 emissions target of 46 per cent reduction from our base year.⁵ Scope 3 emissions are those generated indirectly through all activities within Historic England's operations, both upstream and downstream. We have made significant progress towards our Scope 3 emissions target, reducing emissions by 287 tCO₂e since 2022–23, with an overall reduction of 33 per cent (2,526 tCO₂e) since our base year. Given that Scope 3 encompasses a broad range of emission sources, meaningful reductions demand foundational and long-term change. Such actions will drive tangible results and reshape our carbon footprint as we progress.

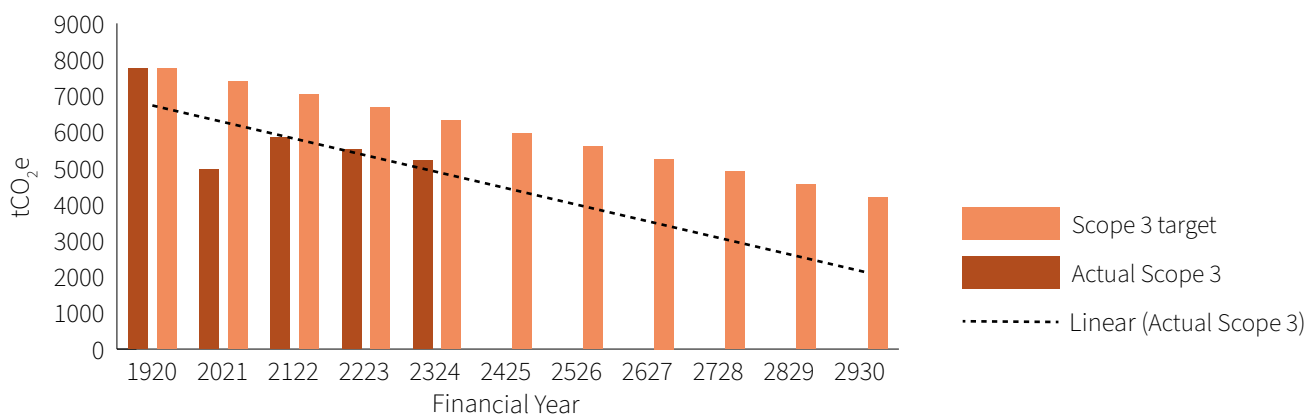
At this stage of our net zero journey, Historic England supports behaviour change by reviewing and updating policies and processes, as well as developing a clear change management plan to support our staff. Reviews are currently centred on our IMT and Facilities Management teams, as well as our procurement processes to support staff at all stages of employment. We also take a procurement approach to equipment, goods and services – how we choose to use our office spaces and how we use, access and return equipment is key.

As with Scope 1 and 2, we adhere to the data collection methodology set out by the GHGP for Scope 3. However, we recognise that the availability of data for our largest Scope 3 categories – Purchased Goods and Services and Capital Goods, which account for 85% of our Scope 3 emissions – is limited. To calculate emissions for these categories we currently use the GHGP on the spend methodology. This is the accepted methodology, but it is the least accurate. To improve our data and transition to a more accurate methodology, we are focusing on our biggest areas of spend, engaging with suppliers and working collaboratively to share best practices and develop processes to measure and reduce emissions. Historic England will continue to endeavour to promote this approach throughout our supply chain.

Our procurement targets and initiatives under Greening Government Commitments D and G will facilitate the collection of high-quality data from our suppliers. This will support a more precise methodology for carbon conversion.

We have identified a need to invest in additional resources to develop our collection and reporting processes. As our operational maturity grows, we will also pursue external accreditation for our processes, helping to improve assurance in our reporting.

Scope 3 Near-term target – Actual progress 2023–24



⁵ The following figures were not available from our energy suppliers at the time of reporting; estimates have been added using existing data from the previous month: Category – FERA and category 13 – Downstream Leased Assets: calculations are auto-pulled from S1 and S2 energy consumption, for which March 2024 electricity has been estimated. Category 6 – Business Travel: Mileage data from our use of hire vehicles is available until February 2024, March 2024 figures have been estimated using these. Category 8 – Upstream Leased Assets: Energy data for our Birmingham and London offices is provided by the site landlord and is currently available up until quarter 3. Quarters 3 and 4 have been estimated until the figures are available.

In 2023–24, in an effort to reduce business travel emissions, we made considerable progress in updating our travel and expenses policy.

Domestic flight travel has decreased by 75 per cent of our baseline. In 2021–22 and 2022–23, the number of flights taken increased again, reflecting a return to more normal working patterns following the pandemic.

Air Travel

		2019–20	2020–21	2021–22	2022–23	2023–24
International Air Travel – non-financial indicators						
Number of international flights		66	0	8	34	35
Emissions (tCO ₂ e)		25	0	4	7.5	
Total distance travelled (km)		162,400	0	27,802	49,866	132,117
Disaggregated by category:	Long-haul flights	99,581	0	12,800	0	72,859
	Short-haul flights	62,819	0	15,002	49,866	59,258
Disaggregated by class:	First	–	–	–	–	–
	Business	–	–	–	–	–
	Premium Economy	–	–	–	–	–
	Economy	162,400	0	27,802	49,866	132,117
Domestic Air Travel – non-financial indicators						
Number of domestic flights		85	0	17	19	21
Emissions (tCO ₂ e)		10	0	3	5	6
Total distance travelled (km)		39,305	0	11,485	19,088	20,432

Subsequent sections of this report provide highlights of our Scope 3 reduction activity in 2023–24.

Category – FERA and category 13 – Downstream Leased Assets: calculations are auto-pulled from S1 and S2 energy consumption, for which March 2024 electricity has been estimated.

Category 6 – Business Travel: Mileage data from our use of hire vehicles is available until February 2024, March 2024 figures have been estimated using these.

Category 8 – Upstream Leased Assets: Energy data for our Birmingham and London offices is provided by the site landlord and is currently available up until quarter 3. Quarters 3 and 4 have been estimated until the figures are available.

Greening Government Commitment B: Minimising waste and promoting resource efficiency

In 2023–24, our Facilities Management Team identified specific waste reduction and disposal targets to meet the requirements of the GGC. Waste treatment diagrams were developed for each site, alongside a draft National Waste Management Strategy to help our understanding of our waste treatment and enable us to take action where it is most needed for long-term impact. We provided waste training to our front-of-house team, who will lead behavioural change with a team of Historic England Net Zero Champions (a group established through an internal activity programme).

We now have a better understanding of how we can track and cut down on single use plastics, paper, and food waste. Some offices already separate food waste, which is composted, and we are in the process of changing our procurement practices to end consumption of single use plastics.

Waste Minimisation and Management

		2019–20	2020–21	2021–22	2022–23	2023–24
Non-Financial Indicators (tonnes)						
Total waste		150	39	62	74	59
Hazardous waste:	Total ⁶	–	0.5	–	–	7⁷
Non-hazardous waste	Landfill	94	11	6	7	6
	Reused/recycled	56	10	22	23	19
	Incinerated/energy from waste	–	18	34	44	27
Financial indicators (000s)						
Total deposit cost		£27	£27	£16	£7	£24
Hazardous waste – total deposit cost		–	–	–	–	£2
Non-hazardous waste	Landfill	£14	£12	£1	£1	–
	Reused/recycled	£13	£14	£10	£6	–
	Incinerated/energy from waste	–	–	£5	–	–

Greening Government Commitment C: Reducing our water use

In 2023–24 we continued to monitor our water usage to reach the GGC goal of an 8 per cent reduction from the Government baseline. We continued to improve our access to water meters to ensure a more accurate assessment of our consumption and to set targets to encourage efficient water use. Our water usage has increased following increased office usage at our offices in York and Swindon. Shrewsbury Flaxmill Maltings has increased its water usage due to tenancies beginning this year, and as part of its full year operations had its water system cleaned, emptying and filling its water tank. We also identified and implemented water saving measures, such as using low-flow options when replacing taps.

Finite Resource Consumption – Water and Paper

		2019–20	2020–21	2021–22	2022–23	2023–24
Non-Financial Indicators (m³)						
Water consumption	Supplied	9,019	3,563	1,104	3,880	11,154
	Abstracted	–	–	–	–	–
Financial Indicators						
Water supply costs		£18,000	£10,000	£2,200	£11,000	£17,100
Non-Financial Indicators (Reams)						
A3 paper		297	3	35	31	43
A4 paper		4,375	219	643	695	602
Financial Indicators						
A3 and A4 paper combined ⁸		£11,000	£821	£2,100	£5,300	£4,500

⁶ Waste tonnage is reported on general office waste.

⁷ In our GGC reporting, this figure is included within the total amount for waste incinerated with energy recovery.

⁸ Six A5 reams have been reported as A4 ream equivalents.

Greening Government Commitment D: Procuring sustainable products and services

As a public body, Historic England must meet relevant public procurement regulations to achieve value for public money in a transparent and fair manner. We comply with the Government Buying standards to ensure best and ethical use of public funds. Our Procurement Manual mandates procedures aimed at delivering social value, combating modern slavery and reducing our carbon emissions.

Purchased goods and services are consistently the highest emitting category of our reported carbon emissions. We are currently using spend data to calculate these emissions, but we are working to gather more accurate and detailed data. We have also taken the following steps to reduce these emissions this year:

- Opened dialogue with our top-ten highest value suppliers to better understand their carbon reduction activities and initiate work to achieve our mutual decarbonisation objectives.
- Investigated extending the use of refurbished equipment, and factoring in carbon emissions into the lifecycle costs of IT equipment, when making purchase decisions.
- Incorporated sustainability considerations into our tender evaluation process, with plans to introduce sustainability-related KPIs.
- Developed training for all relevant staff to support the procurement of more sustainable goods and services.

Greening Government Commitment E: Nature recovery – making space for thriving plants and wildlife

In 2023–24 we identified a pathway for the development and implementation of our Nature Recovery Plan. The plan will take a site-by-site approach, focusing on those offices that have the highest potential to encourage biodiversity.

Our front-of-house office team has been trained to recognise the statutory obligations, socio-economic benefits and services to help plants, wildlife and associated ecosystems to thrive. Each of our sites

has completed a base condition survey, which will be incorporated into a wider Nature Recovery Plan.

Greening Government Commitment F: Adapting to climate change

We are currently developing a plan to adapt our own estates and operations, while working to help others who care for heritage to do the same. We are in the process of updating our organisational Climate Change Risk Assessment and developing our Adaptation Action Plan to align with the Climate Adaptation Reporting fourth round guidance and phase 2 recommendations from the TCFD. Implementation of any adaptations, which include revisions to our office estate, will be managed through our internal climate change programme.

We have set up an advisory panel for climate change adaptation for heritage buildings. We will advance our capacity to keep pace with the long-term impact of climate change on cultural heritage.

Greening Government Commitment G: Reducing environmental impacts from information communication technology (ICT) and digital

Historic England has adopted the Greening Government ICT & Digital Services Strategy. Some parts of the strategy have been embedded well and are now fully utilised within the organisation. We are focusing on embedding all areas fully.

We have engaged with the Sustainable Technology Advice & Reporting (STAR) group and will adopt STAR reporting in the coming financial year. We expect this will support wider sustainability reporting as well as decision making to reduce our ICT-related carbon emissions. We are planning to start introducing our sustainability strategy statements and policy results in the coming year.

We have been working with our suppliers to reduce our ICT waste and have partnered with the Good Things Foundation and the Turing Trust to support the reuse of our equipment. Half of our development team has completed a green development course, and the next of our regular hackathons will be based around greening our software processes. We are looking at how we can support the organisation as a whole to support information management and technology greening.

Sustainable Construction

As we seek more sustainable means of procuring goods and services, we will gain a better understanding of how our construction work will impact the environment. It is possible that most of these works will be funded by grants, so we plan to analyse our grant activity to determine the environmental impact of the works.

We have created an online course to support sustainable procurement, complementing our carbon literacy programme. This will enable users to gain a better understanding of the impact their projects may have on the environment and support better data collection. We are working with the sector to improve and evidence our understanding of construction in the heritage sector.

Improving Our Data: Recalculation of Base Year

The following issues provided adequate reason to recalculate our base year and subsequent reporting year emissions:

- Reporting scope error capturing all asset data under Scopes 1 and 2: All upstream leased assets should be captured under Scope 3 category 8, in line with the Greenhouse Gas Protocol Corporate Standard.
- Inconsistency in Shrewsbury Flaxmill Maltings energy data reporting: In 2022–23, energy data was reported from the public opening of the site in September 2022. This has been increased to record all consumption associated with our operational use (to match previous reporting years).
- A fuel-based conversion factor was applied to flight time in hours for aerial surveying data in 2019–20. The correct approach estimates fuel consumption and applies this to the conversion factor.
- There was a risk that the data in Scope 1: plant and equipment was duplicated in Scope 3 category 2: capital goods.
- Instances of errors were identified in reporting months in financial years 2020–21 and 2021–22 where energy meter open (rather than close) reading dates were used.
- Inconsistency of reporting Scope 3 category 12:

end-of-life treatment of sold products. Category 12 was captured in the base year but not subsequent years; we have clarified that this does not fall under our operations within this category and is captured in category 1.

- A calculation error in 2022–23 Scope 3 category 5: waste generated in operations, whereby a kilogram-to-tonnage conversion was applied twice.

We have also made the following improvements to calculation methodology and data quality:

- In 2022–23, aerial surveying emissions were calculated using fuel consumption, as opposed to the average fuel burn. Previous years have been updated to incorporate this improvement. In 2023–24, we also captured aviation oil top-up emissions from aircraft services and preflight checks.
- The energy emissions for building assets are now allocated into Scopes 1, 2 and 3 against floorspace, as opposed to headcount. Floorspace is more static year on year and provides a clearer indication of office use. In 2023–24, floorspace is recorded in square feet rather than square metres.
- Revision of procurement activity classifications and application of spend conversion factors more suitable for the Department for Environment, Food & Rural Affairs, to calculate emissions for Scope 3 categories 1, 2 and 4. Negative spend values were also included to allow the balancing of the ledger at year end.
- Where possible, leased/owned vehicle fleet miles have been allocated to individual vehicles to allow use of more accurate conversion factors for emissions calculations.
- Additional fields have been included in the annual commuting survey used to calculate Scope 3 category 7; this allows recognition of car sharing, more localised transport such as trams and metros and further analysis to support further improvements next financial year.
- More appropriate emission conversion factors linked to hire vehicle fleet with regards to vehicle size and, where possible, fuel in all past financial years.

Long-Term Expenditure Trends

The following table outlines expenditure trends across different areas of the organisation.

	Actuals						Budgeted	
	2018-19 £m	2019-20 £m	2020-21 £m	2021-22 £m	2022-23 £m	2023-24 £m	2024-25 £m	2025-26 £m
Grants	20.2	23.5	79.6	54.7	15.4	17.1	16.4	15.9
Regions	15.0	15.2	16.6	17.0	18.1	19.3	19.2	18.9
Policy & Evidence	12.0	12.3	11.4	12.4	13.8	14.8	14.3	13.0
Public Engagement	6.6	7.1	7.1	7.3	7.7	8.6	8.9	8.5
Business Improvement	2.4	2.9	3.4	4.0	4.2	4.3	4.1	2.9
Shrewsbury Flax Mill Maltings	4.5	6.2	2.2	1.6	1.3	0.8	0.8	0.6
High Streets Project	–	0.6	1.7	40.8	36.2	18.7	–	–
Corporate/Support Services to HE	17.7	11.6	13.7	15.6	14.4	17.7	21.3	19.3
Depreciation, Amortisation and Impairment	6.2	7.7	13.2	6.6	8.1	8.5	8.2	7.3
Expenditure Relating to Core Historic England Activities	84.6	87.1	148.9	160.0	119.2	109.8	93.2	86.4
Corporate and Support Service to Third Parties	8.1	7.6	7.7	7.5	8.2	8.2	7.8	7.1
Inter-Company Group Expenditure	13.8	13.3	23.7	9.8	1.4	1.6	1.0	0.6
Expenditure Relating to Services Provided to Third Parties	21.9	20.9	31.4	17.3	9.6	9.8	8.8	7.7
Totals	106.5	108.0	180.3	177.3	128.8	119.6	102.0	94.1

Our Position at the Close of the Year

Historic England received £102.5 million (2022–23: £111.2 million) Grant In Aid funding from DCMS to fund revenue spend and capital programmes. Non-Grant In Aid income for the group totalled £150.1 million (2022–23: £141.7 million), of which £132.1 million (2022–23: £116.9 million) was earned income from commercial activities. Net expenditure for the group was £267.7 million (2022–23: £263.4 million), while Historic England showed net expenditure of £118.1 million (2022–23: £127.7 million). English Heritage made an unrestricted operating deficit in the year of £15.7 million (2022–23: £2.7 million deficit).

Adoption of the Going Concern Basis

In adopting the going concern basis for preparing the financial statements, the Commissioners have considered the activities and principal risks set out in the Governance Statement. The Commissioners have reviewed the latest financial forecasts and are satisfied that Historic England continues to adopt the going concern basis in preparing its financial statements. The 2021 Spending Review confirmed our Grant In Aid income up to 31 March 2025. A spending review process for 2025–26 and beyond has not yet been announced,

but as Historic England is a body created through the National Heritage Act 1983, its ongoing activities are assured through statute.

The new Property Licence and Operating Agreement (the Property Licence), under which the English Heritage Trust care for the National Heritage Collection, has been agreed in July 2024 for a 10-year term from April 2025, so that they continue to conserve the Collection for future generations. In addition the Trustees of The English Heritage Trust and Directors of English Heritage Trading Limited have reviewed the latest financial forecasts and are satisfied that these demonstrate the Trust remains a going concern. Based on this evidence we consider that it remains appropriate for both entities to adopt the going concern basis in preparing their financial statements and hence it is appropriate for the Historic England group accounts to be prepared on a going concern basis.



Duncan Wilson CBE

Chief Executive and Accounting Officer
29 July 2024

SECTION 2

ACCOUNTABILITY REPORT



As part of Hi! Street Fest, Farrah the fox travelled to Wigan and celebrated with hundreds of parade participants. Farrah was led to King Street to launch Wigan's Streets Apart Festival. © Josh Cadogan.

2. ACCOUNTABILITY REPORT

This section explains how Historic England is accountable to Parliament and how we comply with governance good practice and guidance.

Corporate Governance Report

The Corporate Governance Report summarises our governance arrangements, explains how they support the achievement of our objectives and gives an assessment of their effectiveness.

Directors' Report

Historic England is the common name of the Historic Buildings and Monuments Commission for England (HBMCE). It is in a group with the Historic England Foundation, Historic England (Shrewsbury Flaxmill Maltings) Limited, the English Heritage Trust, English Heritage Trading Limited, the Iveagh Bequest, English Heritage Limited and Historic England Limited. Further details of Historic England's purposes can be found in the Performance Report Overview.

Commissioners and Executive Team Members

Sir Laurie Magnus was appointed Chairman of Historic England on 1 September 2013. He was succeeded by Lord Mendoza on 1 September 2023. Details of their remuneration, and that of Duncan Wilson, the Chief Executive – along with those of other Commissioners and senior staff who served between 1 April 2023 and 31 March 2024 – can be found in the Remuneration and Staff Report.

The terms of reference and membership of the Commission, its committees and the Executive Team can be found on Historic England's website.

Responsibilities of Commissioners

The key responsibilities of Commissioners are to:

- ensure that the statutory responsibilities of Historic England are undertaken;
- provide expert advice and guidance on heritage matters;
- establish the overall strategic direction of Historic England;

- oversee and monitor planned performance against strategic objectives and targets;
- ensure the highest standards of probity are used in the administration and use of funds and maximise the economical, efficient and effective use of resources for the public good;
- ensure the highest standards of corporate governance and ensure Commission acts within all statutory and regulatory requirements;
- ensure, through the Chief Executive, that the Commission, as employer, acts in accordance with all relevant legislation and best practice;
- ensure that Historic England conducts its dealings with the community in an open, responsive and accountable manner.

Register of Interests

We maintain a record of declarations of interest made by Commissioners, which includes company directorships. A copy of the current Register of Interests, and the guidance we ask members to follow, is available here: www.historicengland.org.uk/about/who-we-are/commission/

All Commissioners, committee members and members of the Executive Team are asked to review their Register of Interest entries twice a year, although members can provide updates at any point. We also seek declarations of potential conflicts at each meeting in relation to the business on the agenda. Where there is a material conflict, the individual does not participate in proceedings.

Fraud and Personal Data Related Incidents

Historic England suffered no material fraud losses during 2023–24. All losses, including immaterial amounts and failed attempts, were reported to the Department for Culture, Media and Sport (DCMS) in accordance with our Framework Agreement.

No significant losses of information occurred during 2023–24 and no data loss incidents met the threshold for the Information Commissioner’s Office to take regulatory action, reflecting our commitment to data protection and adherence to regulatory guidelines.

Audit Arrangements

The Comptroller and Auditor General has been the auditor of HBMCE since 1 April 2004, English Heritage Trading Limited from 1 April 2008, the English Heritage Trust from 1 April 2015 and the Historic England Foundation from 16 January 2017. Historic England (Shrewsbury Flaxmill Maltings) Limited is consolidated and has taken advantage of the small company audit exemption under section 477 of the Companies Act 2006. During the period covered by these accounts, the Iveagh Bequest, English Heritage Limited and Historic England Limited were all dormant and are not subject to auditor independent examination. Audit fees charged for the year are reported in note [11].

Statement of Commissioners’ and Accounting Officer’s Responsibilities

Under paragraph 12(2) of Schedule 3 of the National Heritage Act 1983, the Secretary of State, with the consent of HM Treasury, has directed Historic England to prepare for each financial year a statement of accounts in the form and on the basis set out in the Accounts Direction.

The accounts are prepared on an accruals basis and must give a true and fair view of the state of affairs of Historic England and of its net comprehensive expenditure, Statement of Financial Position, changes in taxpayers’ equity, and cash flows for the financial year.

In preparing the accounts, the Commissioners and Accounting Officer are required to comply with the requirements of the Government Financial Reporting Manual, and in particular to:

- observe the Accounts Direction issued by the Secretary of State for Culture, Media and Sport, including the relevant accounting and disclosure requirements, and apply suitable accounting policies on a consistent basis;
- state whether applicable accounting standards as set out in the Government Financial Reporting Manual have been followed, and disclose and explain any material departures in the financial statements;
- make judgements and estimates on a reasonable basis;
- prepare the financial statements on a going concern basis.

The Accounting Officer for DCMS has designated the Chief Executive as the Accounting Officer of Historic England. The responsibilities of an Accounting Officer, including responsibility for the propriety and regularity of the public finances for which the Accounting Officer is answerable, and for keeping proper records and for safeguarding Historic England’s assets, are set out in *Managing Public Money*, published by HM Treasury.

Disclosure of Relevant Audit Information

As Accounting Officer and in conjunction with the Commissioners and Executive Team, I have taken all the steps that ought to have been taken to make ourselves aware of any relevant audit information and to establish that the National Audit Office is aware of that information. I am not aware of any audit information of which the National Audit Office is unaware.

I confirm that the Annual Report and Accounts as a whole are fair, balanced and understandable, and that I take personal responsibility for the Annual Report and Accounts and the judgements required for determining that they are fair, balanced and understandable.

Governance Statement

The Governance Statement, for which I take personal responsibility as Accounting Officer, provides an overview of Historic England’s governance arrangements and how they support the achievement of our aims and objectives. The statement also explains how we comply with good governance principles and how we make sure the effectiveness of our arrangements is appropriately reviewed and challenged.

Scope of Responsibility

How We Are Accountable

Historic England is a non-departmental Public Body. The National Heritage Act 1983 sets out our statutory purposes, with the 2002 Act making further provision in relation to our functions.

Accountability to Ministers and Parliament is maintained in accordance with the Framework Agreement and through my role as Accounting Officer. A draft Framework Agreement was in effect for 2023–24 and was signed on 27 February 2024.

A Framework Agreement with DCMS sets out the framework and resources within which we operate.

We report regularly to DCMS on our performance against the Framework Agreement and I hold regular meetings with senior DCMS staff, as do other members of the Executive Team.

As a public body, we must demonstrate to Government the ongoing need for our functions, and show that we are accountable, efficient and effective in how we deliver our work. Historic England is subject to the Government’s Public Body Reviews programme.

Commission, as our governing body, establishes the overall strategic direction of the organisation and our corporate aims, which are published in our Strategy and Corporate Plan. The plan also describes how we deliver our vision, aims and objectives, and outlines the outcomes we are working towards.

Through discussions at its meetings, Commission contributes to the development of the organisation’s corporate priorities and objectives. It also approves Historic England’s Strategy and Corporate Plan.

At each of its meetings it receives a summary of performance by corporate priority, which includes updates on strategic, operational and financial performance, and a Red-Amber-Green rating of key indicators.

The Audit and Risk Assurance Committee receives detailed updates on performance against our Corporate Priorities and performance indicators twice a year, and Commission receives an overview of performance at year end.

Commission reviews its effectiveness each year. A summary of the findings is shared with DCMS. In line with best practice and Cabinet Office guidance, the 2022–23 review was led externally and reported in early 2023–24. The findings were considered and implemented as appropriate. The 2023–24 review was undertaken internally, and its findings are now being put into effect.

As board members of a public body, Commissioners are obliged to observe various Government requirements and standards in their role, notably the Cabinet Office’s Code of Conduct for board members of public bodies, which includes the Seven Principles of Public Life, or ‘Nolan Principles’.

Commissioners are appointed by DCMS. All Commissioner appointments follow the recruitment process set out in the Cabinet Office’s Governance Code for Public Appointments.

On appointment, Commissioners sign terms and conditions that commit them to abiding by Historic England’s Conduct Guidance for Commissioners, which sets out the various requirements and standards applicable to the role (within the context of Historic England’s business and governance arrangements), including the Nolan Principles.

The Chairman holds one-to-one appraisal meetings with each Commissioner annually. The Chair has an annual appraisal meeting with the DCMS Director of Arts, Heritage and Tourism. Feedback from Commission and the Executive Team informs this appraisal meeting.

Day-to-day management of the organisation rests with me as the Chief Executive and Accounting Officer. I delegate authority to my direct reports to incur expenditure and make decisions in accordance with our Scheme of Delegations, and the limits set out in the Framework Agreement and our Finance Manual.

The Executive Team considers organisational performance and financial management information on a regular basis. It reviews the corporate risk register regularly.

I also hold regular meetings with each of my direct reports, at which I seek assurances on performance and risk management.

Scope of Responsibility

Historic England is accountable to Government for the care and maintenance of the National Heritage Collection, which is managed on our behalf by the English Heritage Trust under an operating licence. Two Commissioners sit on the English Heritage Trust Board, and other Commissioners are members of the Trust’s sub-committees.

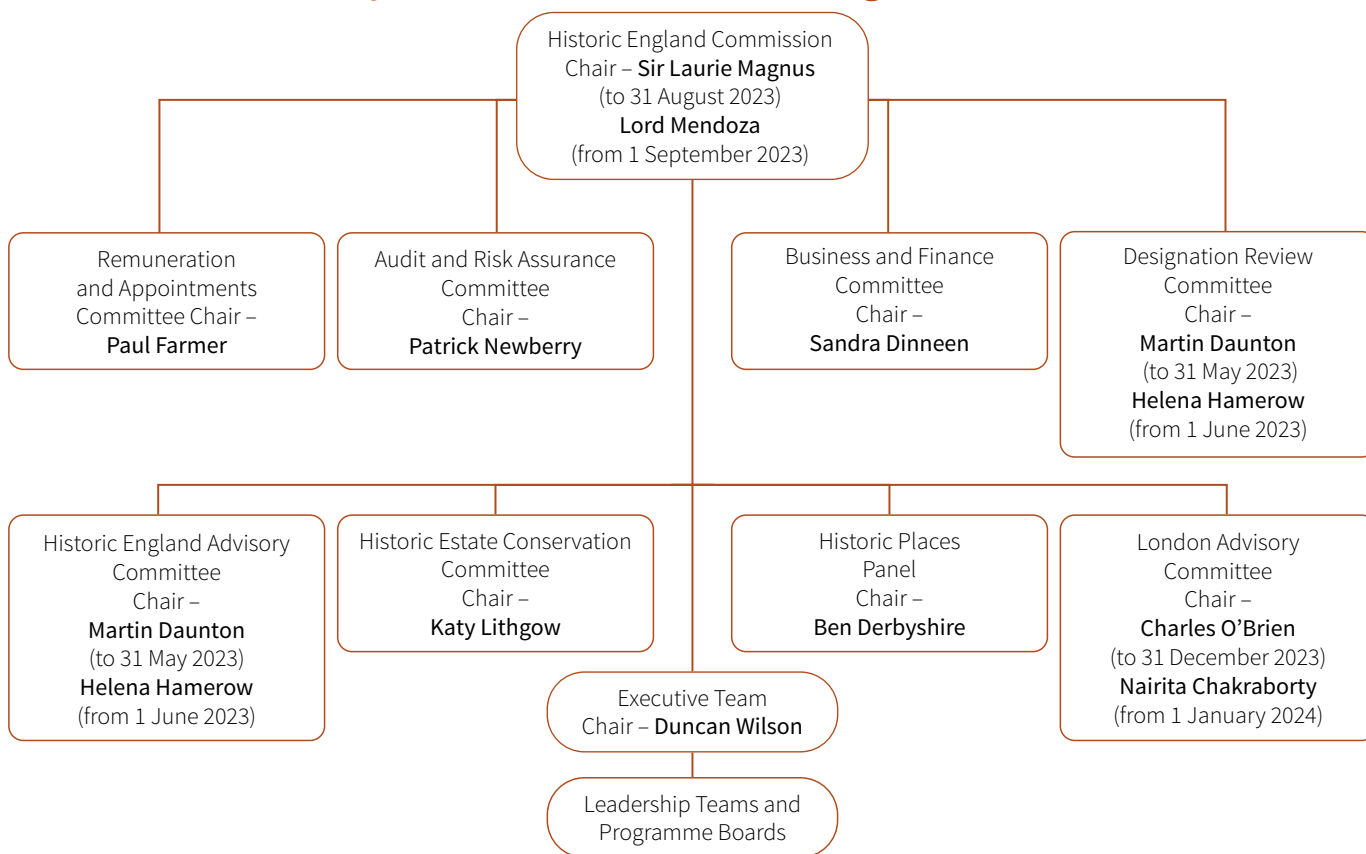
How We Are Accountable

Commission’s oversight of the Trust is supported by the work of the Historic Estate Conservation Committee (HECC), which includes Commissioner members and has two English Heritage Trust observers. During 2023–24, HECC carried out its business through committee meetings and a programme of visits to sites within the National Heritage Collection. It produces an annual report to Commission.

A report on the Trust’s financial and non-financial performance is a standing item at each Commission meeting, and the Chairman and Chief Executive of each organisation has a standing invite to the other’s board meetings.

Regular bilateral meetings between Historic England and the English Heritage Trust are held at Chairman, Chief Executive and officer level. Two Historic England Commissioners are also English Heritage Trustees. An Historic England Commissioner sits on the Trust’s Remuneration and Appointments Committee, and the Chair of Historic England’s Audit and Risk Assurance Committee meets regularly with his English Heritage Trust counterpart.

Our Structure and System of Governance during 2023–24



The purpose of Historic England’s system of governance is to maximise the potential of the organisation in achieving its aims. Governance within Historic England is exercised primarily through the following bodies:

- Commission is Historic England’s governing body, comprising non-executive Commissioners appointed by the Secretary of State for Culture, Media and Sport. It establishes the overall strategic direction of Historic England and ensures that our statutory responsibilities are carried out. Commission is responsible for oversight and monitoring of performance and ensuring the highest standards of corporate governance. In order to support it in its role, Commission routinely receives reports, prepared by the Executive Team, on key operational and risk areas, strategy and policy, and financial and non-financial performance, as well as detailed reports from its specialist sub-committees at each meeting. Minutes of Commission meetings are publicly available on our website.
- The Audit and Risk Assurance Committee supports Commission and me in my role as Accounting Officer in discharging our responsibilities for maintaining sound risk management, control and governance arrangements. It receives reports on risk management at each of its meetings and reports on corporate performance twice a year. The Committee has oversight of governance arrangements generally. DCMS Finance team colleagues have a standing invite to observe Audit and Risk Assurance Committee meetings.
- The Executive Team, which I chair, comprises the six group directors who report to me. Each is accountable for achieving the aims and managing the risks that are wholly or partly the responsibility of their group. The Executive Team is responsible for establishing control arrangements and for ensuring that these operate as intended.
- Other Commission sub-committees help manage our internal business, including the Business and Finance Committee, which oversees our financial strategy and the overall financial management of Historic England, and the Remuneration and Appointments Committee, which has oversight of pay policy and recruitment, approves my remuneration, agrees my objectives as Chief Executive and monitors my performance against them.
- There are various specialist non-executive committees that advise staff and Commission on strategy, policy and casework matters. These include the Historic England Advisory Committee, the London Advisory Committee, the Historic Estate Conservation Committee, the Designation Review Committee and the Historic Places Panel. Details of committee membership and individuals’ expertise are published on Historic England’s webpages. Minutes of sub-committee meetings are standing items at Commission meetings.
- Terms of reference for these groups and their membership are reviewed routinely as part of our governance monitoring arrangements, to ensure they remain fit for purpose and reflect our operating environment. There is a rolling programme of self-assessments and effectiveness reviews, and the main committees report a summary of their conclusions to Commission.

Membership of and Attendance at Commission and Business Committee meetings

Details of Commission membership and attendance during 2023–24 are detailed in the table below.

Commissioner	Commission	Audit and Risk Assurance Committee	Business and Finance Committee	Remuneration and Appointments Committee
Sir Laurie Magnus (Chair) ¹	1 of 1			1 of 1
Lord Mendoza (Chair) ²	3 of 3			1 of 1
Nairita Chakraborty	3 of 4			
Sandie Dawe ³	4 of 4	4 of 4	3 of 3	
Ben Derbyshire ⁴	3 of 4			
Sandra Dinneen	4 of 4	3 of 4	3 of 3	
Paul Farmer	3 of 4			1 of 2
Jane, Lady Gibson	4 of 4	4 of 4	2 of 3	
Helena Hamerow ⁵	3 of 4			
Dame Julie Kenny	4 of 4			
David Laing ⁶	1 of 3	2 of 3	1 of 2	
Sir Jonathan Marsden	4 of 4			
Patrick Newberry	4 of 4	4 of 4	3 of 3	1 of 2
Robert Sackville-West	3 of 4			
Susie Thornberry	3 of 4			1 of 1
Richard Upton	2 of 4			
Sue Wilkinson ⁷	4 of 4			2 of 2
Independent members of business committees				
Shri Mukundagiri		4 of 4		

¹ Retired 31 August 2023.

² Appointed from 1 September 2023.

³ Reappointed from 1 January 2024 to 30 September 2024.

⁴ Reappointed for four years from 1 September 2023.

⁵ Reappointed for four years from 1 September 2023.

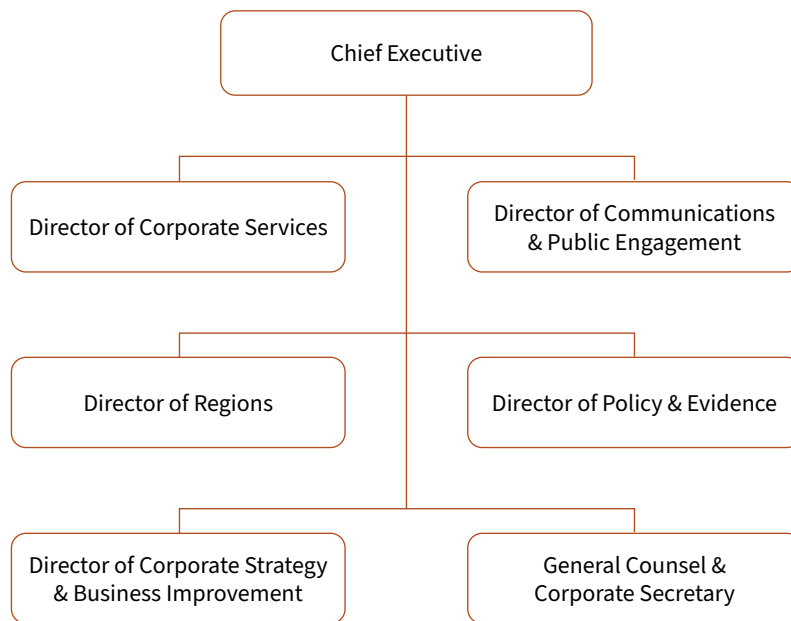
⁶ Resigned 20 February 2024.

⁷ Reappointed from 1 September 2023 to 31 May 2024.

In addition to the formal schedule of business meetings, non-contentious matters were considered by email circulation outside of the meeting cycle. Commissioners also served on the Advisory Committees and on some of the strategic programme boards that oversee major projects.

A two-day regional Commission visit took place in Newcastle upon Tyne in November 2023 and one to London was scheduled for early in 2024–25.

Executive Team in 2023–24



The Executive Team comprises the Chief Executive and those directors who report directly to me. The Executive Team holds a formal business meeting each week as well as an additional catch-up call. When a group director is unavailable for a business meeting, a member of their leadership team usually attends in their place.

Executive Team member during 2023–24	Term of membership	Meeting attendance
Duncan Wilson, Chief Executive	1 April 2023 – 31 March 2024	34 of 47
Michael Bishop, Director of Corporate Strategy & Business Improvement	1 April 2023 – 27 March 2024	42 of 47
Liz Bushell, Director of Corporate Services	1 April 2023 – 31 March 2024	43 of 47
Claudia Kenyatta, Director of Regions ¹	1 April 2023 – 10 January 2024	29 of 37
Claudia Kenyatta and Emma Squire, Director of Regions (job share) ²	10 January 2024 – 31 March 2024	9 of 10
Amy Pitts, Director of Communications & Public Engagement	1 April 2023 – 31 March 2024	41 of 47
Ian Morrison, Director of Policy & Evidence	1 April 2023 – 31 March 2024	40 of 47
Andrew Wiseman, General Counsel & Corporate Secretary	1 April 2023 – 31 March 2024	43 of 47

¹ Role became a job share with Emma Squire from 10 January 2024.

² Appointed as job share with Claudia Kenyatta from 10 January 2024.

The Audit and Risk Assurance Committee in 2023–24

Commission has established an Audit and Risk Assurance Committee to support it, and to support me as the Accounting Officer, in our responsibilities for maintaining sound risk management, control and governance arrangements. The main responsibilities of the Committee are to advise on:

- the financial accounting and external reporting processes, and external audit
- the effectiveness of risk management and control systems, and internal audit
- the effectiveness of anti-fraud and whistleblowing arrangements

These responsibilities do not alter the oversight responsibilities of Commission, or of me as the Accounting Officer, for the maintenance of sound systems of governance, risk management and internal control, and for financial and other external reporting.

In practice, the Committee carries out its work by reviewing and challenging the assurances it receives on the effectiveness of internal controls and risk management, the way in which these assurances have been developed and the management priorities on which they are based.

The Committee's membership comprises Commissioners and an independent member, who between them have a broad range of experience including finance, risk management and governance. The Committee reports to Commission following each of its meetings.

The Audit and Risk Assurance Committee met on four occasions during 2023–24, its business covering a broad range of matters including the following:

- The National Audit Office (NAO)'s audit plans, progress and findings. In line with good practice, the Committee also held discussions with the NAO without members of the Executive present.

- Regular reports and assurances from management and the Government Internal Audit Agency (GIAA) in relation to risk management, control and governance arrangements. GIAA and the Committee are able to hold meetings without members of the Executive present, in line with good practice.
- Standing items, including mid-year and year-end reporting on corporate performance against strategic aims and key performance indicators; the monitoring and mitigation of corporate risks; the management of operational risks (relating to health and safety, fire, and business continuity); and operational risk performance, including accidents and incidents, fraud and loss, whistleblowing and sickness.
- Specific reports and assurances on high-risk operational and business areas, including fraud activity and processes to prevent and minimise any impact; security of collections; and our Digital and IT Strategy, including cybersecurity.
- Routine reports on information assurance and compliance, including reports on the organisation's approach to cybersecurity, information management and compliance with Government standards.
- The Registers of Interests for Commissioners, Committee and Executive Team members, and summaries of hospitality given and received by the Chairman and Chief Executive.
- Reports on finance matters, including updates on accounting and auditing policies.
- Various discussions relating to the production and approval of the 2022–23 Annual Report and Accounts, preparation of the 2023–24 financial statements, and early drafts of the Performance and Accountability reports.

In line with good practice, the Committee also reviewed and approved its terms of reference during 2023–24. The Committee undertook a review of its own effectiveness in 2023–24, which will inform its agenda in 2024–25.

The Committee was given the opportunity to comment on and challenge the assurances made in this Governance Statement.

Risk Management at Historic England

Risk Management at Historic England is an essential part of good governance. In line with the principles-based approach set out in HM Treasury’s *Management of Risks – Principles and Concepts* (The Orange Book), risk management informs decision making and performance management at all levels of our organisation. Our approach allows for flexibility, judgement and learning, with the aim of controlling risk to a reasonable level and within our appetite, rather than eliminating all risk.

The status of each risk is reviewed quarterly, first by the Executive Team and then by the Audit and Risk Assurance Committee. Consideration is given to any change in risk exposure and to actions relating to risk mitigation to ensure that they are proportionate and effective in terms of risk control. Particular scrutiny is applied to risks regarded as high in terms of their likelihood and the resulting impact on the organisation.

During 2023–24 we reviewed our approach to risk appetite and laid the foundation for a strengthened approach in 2024–25. In future, we will integrate the risk register and risk appetite into a single document that captures the key risks to the organisation and our appetite for each. This is also the case for the Historic England Foundation, our related organisation that raises funds for outstanding heritage projects.

This will embed risk appetite firmly as a factor in risk assessment, enabling the moderation of risk and helping us to interpret and act on our risk exposure. This will also mean risk appetite levels are reviewed at the same time as risks themselves, meaning they are challenged and confirmed more regularly.

A review has also been undertaken to confirm which more detailed risk registers (programme, project and operational) inform the corporate risk register, and how risk concerns are escalated from them to the corporate level. This has informed a broader understanding of risk control across the organisation and created greater visibility of how risk is managed at different levels.

Risk Appetite	Description	Area of Historic England Activity
High	Historic England will take opportunities that have an inherent high risk	
Moderate	Historic England is willing to accept higher well-judged and understood risks	<ul style="list-style-type: none"> • Promoting the value and enjoyment of the historic environment • Commercial and fundraising activities • Managing staff performance • Administration
Modest	Historic England is willing to accept some risks	<ul style="list-style-type: none"> • Providing expert advice and information • Protecting the historic environment • Shared service provision • Procurement
Low	Historic England is not willing to accept unnecessary risks in most circumstances	<ul style="list-style-type: none"> • Care of staff • Care of information • Financial management
Zero	Historic England is not willing to accept risks under any circumstances	

Risks in 2023–24

Our Risk Register is a living document, and we monitor and adjust the risk descriptions, mitigations and scores as appropriate during the year to reflect changes in our operating environment. During 2023–24, we considered that the corporate risks posing the greatest threat to the delivery of our objectives (based on post-mitigation likelihood and impact Risk Register scores) were:

- reduction in local authority resources (capacity and capability) deployed in protecting and managing heritage through the planning system (external);
- climate change threats to heritage assets: direct damage and loss of heritage assets as a result of climate (for example, extreme weather events),

damage through inadequate policy and regulations to balance climate change adaptation with heritage protection (external).

In addition, the following three corporate risks also posed the greatest threat to public bodies of a similar scale, complexity and profile to Historic England:

- damage to our corporate reputation, professional credibility and expertise (business);
- business processes and infrastructure (including IT) becoming unfit for purpose (business);
- cost-of-living pressures – and affordability challenges relating to pay – damage staff engagement and performance, and have an adverse impact on recruitment and retention (people risk).

Two risks were removed from the risk register: ‘Culture Recovery Fund (HE emergency funding programme) failure’ – which was due to the programme ending – and, relatedly, the ‘pandemic’ which was due to our having adopted lessons from the Covid-19 pandemic to strengthen our business continuity plans so that we would be more resilient in any future pandemic.

Four new risks were added:

- failure of digital strategy delivery programme (as funded by DCMS), opportunity missed to remove dependency on legacy systems, develop digital skills and engagement;
- cost-of-living pressures – and affordability challenges relating to pay – damage staff engagement and performance, and have an adverse impact on recruitment and retention;
- stress and workload pressures lead to poor organisational performance;
- opportunities and challenges posed by artificial intelligence (AI).

My own views of the main risks and challenges that could impact on the achievement of our objectives are summarised in my Chief Executive’s Overview within the Performance Report.

Independent Assurance

Internal audit provides me – as the Accounting Officer – and Commission, directly and via the Audit and Risk Assurance Committee, with an independent, objective evaluation of the adequacy and effectiveness of our framework of governance, risk management and control. It also adds value by providing risk and control advice and recommendations for improvement of our existing arrangements, and on new arrangements that we are considering.

GIAA provides internal audit services to Historic England. An Internal Audit Charter between GIAA and Historic England sets out the purpose, authority and responsibilities of internal audit. The Accounting Officer and Chair of the Committee signed the Charter on behalf of Historic England in July 2023.

The Internal Audit Plan for 2023–24 was adopted by the Audit and Risk Assurance Committee in March 2023, although the plan was kept under review throughout the year in order to respond to any changing priorities or emerging risks. The Audit and Risk Assurance Committee and the Executive Team were kept updated on changes, progress against the 2023–24 plan, and key emerging findings and assurances, and monitored the progress in implementing the actions agreed by management.

The Internal Audit team carried out routine audits of all major areas of Historic England’s operations, with the following identified as worthy of consideration in terms of forming the 2023–24 Opinion: procurement systems; recruitment and retention; two of our key programmes; fundraising and philanthropy; heritage at risk grants compliance; digital strategy delivery; corporate performance reporting and management; shared services; inclusion, diversity and equality; and meeting net zero commitments.

The majority of the reviews resulted in ‘moderate assurance’ reports, meaning that our established controls remain adequate and that key programmes assessed in the year are operating effectively. Processes are still embedding to support delivery of the ‘Heritage and Climate Change’ strategy and management are taking forward recommendations to strengthen due diligence processes in relation to philanthropic fundraising activities.

Management has made significant progress with implementing recommendations from previous audits, leading to a more robust control environment.

GIAA Focus

The annual grants review focused on the regional grants detailed in note six to the accounts. The purpose of the review was to provide independent assurance on compliance with controls within the processes, from the making of awards to the completion of agreed works, including payments. GIAA confirmed that there was good and consistent compliance with relevant guidance and policy. The review included an overall moderate opinion, with two recommendations. The grants team are working on creating a Unified Grants System, with the project due to complete in 2025. GIAA provided guidance on ensuring that the new processes will be compliant with the Government Finance Functional Standard: Finance Processes for grants.

The last time GIAA validated Historic England's self-assessment against the Cabinet Office Government Grants Management Functional Grants Standard (GovS 015), in 2021–22, it verified a score of 90 per cent, which is at the top-end of 'Better' on the Cabinet Office's four-point scoring scale (Developing/Good/Better/Best). The Cabinet Office's latest assessment (of performance in 2023–24) was not completed in time to be reported on in this Annual Report.

2023–24 Internal Audit Opinion

On the basis of the reviews completed during the year, the Head of Internal Audit's opinion for 2023–24 is that overall, Historic England continues to satisfactorily identify, assess and mitigate risks, and that there are no endemic control weaknesses that could lead to an unacceptable level of risk being carried. This constitutes a 'moderate' assurance in accordance with the GIAA Criteria.

Whistleblowing

Our whistleblowing policy commits us to working to a high standard of integrity within a culture of openness and honesty. The policy identifies various routes for concerns to be raised internally and via the Chair of the Audit and Risk Assurance Committee. We also signpost independent sources of advice on whistleblowing,

such as Protect, a British charity that encourages safe whistleblowing. There were no whistleblowing incidents in 2023–24.

Open Government and Freedom of Information

Historic England is subject to the public sector freedom of information regime. As part of our ongoing commitment to transparency and accountability, much of our information is available on our website. The Freedom of Information Act 2000 and the Environmental Information Regulations 2004 provide a general right of access to all types of recorded information held by public authorities. In 2023–24 we responded to 404 requests for information under this legislation (445 in 2022–23).

Information Security and Compliance

Historic England is committed to the secure storage, handling and sharing of the information we hold, in order to maximise its value to our business and to mitigate reputational, legal and financial risks from potential loss, theft, misuse or inappropriate disclosure. We have a dedicated Corporate Information Management Group that is responsible for the leadership, corporate oversight and progress monitoring of corporate information management, the General Data Protection Regulation (GDPR) and cybersecurity.

We are required to provide assurance to DCMS that the necessary measures are in place to operate to a good level of compliance with GDPR, and to meet cybersecurity standards (including compliance against the Government Functional Standards for Security (GovS007) and Digital (Govs005), along with Cyber Essentials accreditation).

We were successfully reaccredited against for Cyber Essentials on 10 October 2023 for a further 12 months, and we continue to make improvements to our processes and systems to help ensure we meet the tougher standards now being demanded. In 2023–24, multifactor authentication was implemented for all users accessing critical systems, and we were selected to participate in the pilot of the Government's GovAssure

certification process, with an expected completion date in early in 2024–25. We have also been chosen to be part of the DCMS Functional Standards commission, which seeks to gain security insights across a wide range of sectors, sizes and organisational structures.

Historic England is compliant with public records legislation, having been granted permission by the Lord Chancellor’s Advisory Council to retain legacy records, while a backlog is addressed.

Monitoring the Effectiveness of Governance in 2023–24

As Accounting Officer, I have responsibility for the effectiveness of our system of governance. My views on the effectiveness of Historic England’s governance were discussed with the Executive Team and the Audit and Risk Assurance Committee during the year. Throughout 2023–24 I was assured as to its effectiveness by:

- the work of the Executive Team
- the work of the Audit and Risk Assurance Committee
- the advice of the General Counsel & Corporate Secretary and other specialist governance staff
- regular reporting on performance and risk
- the annual programme of internal audit reviews
- the advice of external auditors
- other assurances gained from the work of a range of groups, programme and project boards

Executive Team directors have also confirmed to me that, to the best of their knowledge and belief, and based on the assurances they have been given, Historic England maintained a sound system of governance during the year, while managing risks and safeguarding public funds and departmental assets in accordance with the responsibilities in *Managing Public Money*.

At the year end, Commission undertook a review of its own effectiveness, looking at all relevant matters, including:

- its own processes and practices
- the views of the Audit and Risk Assurance

Committee, internal audit and other means of assurance

- the formal performance and risk reporting via group directors
- the quality of data provided to the Board
- the business of Commission and its Committees
- any other bodies’ views or survey data that expressed a view on the performance of Historic England

Commission concluded that its operations had been satisfactory and that the data provided to it had been adequate for sound decision making and risk management.

Conclusion on Corporate Governance in 2023–24

A satisfactory system of governance was in place at Historic England for the financial year ending 31 March 2024 and up to the date of approval of the 2023–24 Annual Report and Accounts. It accorded with HM Treasury guidance, including the *Corporate Governance in Central Government Departments: Code of Good Practice 2017* and the revised *Management of Risks – Principles and Concepts* (The Orange Book), insofar as these are applicable to Historic England as an arm’s length body.

The governance system we have had in place has provided me, as the Accounting Officer, with adequate assurance that Historic England is making the best use of its resources in achieving its aims, while managing risks to an appropriate degree. I believe that the system of governance was fit for purpose in 2023–24 and remains so. My fellow Executive Team members and Commission support this view.



Duncan Wilson CBE

Chief Executive and Accounting Officer
29 July 2024

Remuneration and Staff Report

The Remuneration and Staff Report has been prepared in accordance with the Government Financial Reporting Manual and contains information on the remuneration policy for directors and how the policy has been implemented, and shows the amounts awarded to the directors in the year. Also included are other relevant details relating to remuneration and staff.

Remuneration Report

Remuneration Policy

The remuneration of the Executive Team is established for each post by reference to the relevant external market data.

Remuneration and Appointments Committee

The objective of the Committee is to review and advise on the Human Resources Strategy to ensure that it is contributing effectively to the success of the organisation. It is also the objective of the Committee to review the reward and remuneration of the staff, so as to:

- demonstrate that reward and remuneration are considered by a Committee that has no personal interest in the outcome of its advice, and which gives due regard to the interests of the public and the financial health of the organisation;
- ensure that staff are fairly rewarded for their individual contributions to the organisation's overall performance within DCMS and HM Treasury delegated limits.

In carrying out the above, the Committee provides advice and oversight external to the Historic England Group management, necessary to demonstrate public accountability.

The Committee determines the frequency of its meetings in order to ensure that its remit is fulfilled. The Committee is chaired by a Commissioner (who is not the Chairman of Commission) and comprises no fewer than five members, all of whom are Commissioners or independent external members. In accordance with Historic England's published Appointments Policy, members of the Committee are appointed by the Chairman of Commission, following consultation with (and approval by) Commissioners.

Since 1 June 2021, the Committee has been chaired by Commissioner Paul Farmer. The Committee has met twice during the reporting period and comprised five Commissioners, including the Committee Chair.

Executive Board Contracts

Executive Team members are employed on continuous contracts and are required to give three months' notice of termination of employment by resignation. The Chief Executive is also on a continuous contract and is required to give six months' notice of termination of employment by resignation. Early terminations of contract by Historic England are dealt with in accordance with the rules of the Civil Service Compensation Scheme.

The only employee with a contractual performance award arrangement is the Chief Executive. The Chief Executive's remuneration package has, since the date of his original appointment with effect from May 2015, been based on a 'salary at risk' model, whereby his basic salary was set at a level below the prevailing market rate, with the ability to earn an annual performance-related award to supplement this. The award is payable for the achievement of specific performance targets and objectives and is a maximum of £17,500 per annum. Following the end of each financial year, the Remuneration and Appointments Committee assesses the Chief Executive's performance against their annual targets and objectives and determines the rate of their performance-related award.

The remaining Executive Team members are participants in the organisation's Performance-Related Pay Scheme for Directors, which allows for awards of up to 7.5 per cent of salary, assessed every year against annual targets and objectives. Following the end of the financial year, the Chief Executive assesses the performance of the Executive Team members against their annual targets and objectives, and their recommendations are put forward to Human Resources.

Emoluments of the Commissioners

The following information has been subject to audit:

	Appointments since 1 April 2023	Appointments ended since 1 April 2023	2023–24 £'000	2022–23 £'000
The Chair of the Commission				
Sir Laurie Magnus (former Chairman)		31 August 2023	15–20	35–40
Lord Mendoza	01 September 2023		20–25	–
Current Commissioners				
Nairita Chakraborty			0–5	0–5
Sandie Dawe			0–5	0–5
Ben Derbyshire			0–5	0–5
Sandra Dinneen			0–5	0–5
Paul Farmer			0–5	0–5
Jane, Lady Gibson			0–5	0–5
Helena Hamerow			5–10	0–5
Dame Julie Kenny			0–5	0–5
Sir Jonathan Marsden			0–5	0–5
Patrick Newberry			0–5	0–5
Robert Sackville-West			0–5	0–5
Susie Thornberry			0–5	0–5
Richard Upton			0–5	0–5
Sue Wilkinson			0–5	0–5
Former Commissioners				
David Laing		20 February 2024	0–5	0–5

- Commissioners' emoluments wholly related to basic fees in respect of their duties as Commissioners and as chairs of advisory Committees. No Commissioner received any performance-related fees.
- All Commissioners' appointments are non-pensionable. Commissioners' emoluments are set by the Department for Culture, Media and Sport.
- Charles O'Brien, whose Commissioner term ended on 31 December 2020, continued to serve as chair of the London Advisory Committee until 31 December 2023. He received an emolument of £0–£5,000 per annum for this role.
- Since 01 January 2024, Nairita Chakraborty (current Commissioner) has served as the chair of the London Advisory Committee.
- Professor Martin Daunton, whose Commissioner term ended on 31 May 2022, continued to serve as chair of the Historic England Advisory Committee until 31 May 2023. He received an emolument of £0–5,000 per annum for this role.
- Since 01 June 2023, Professor Helena Hamerow (current Commissioner) has served as the chair of Historic England Advisory Committee.

Single Total Figure of Remuneration for Executive Team

The following information has been subject to audit:

	Salary		Performance Award		Pension Benefits ¹		Total	
	2024 £'000	2023 £'000	2024 £'000	2023 £'000	2024 £'000	2023 £'000	2024 £'000	2023 £'000
Executive Team as at 31 March 2024								
Duncan Wilson Chief Executive	135–140	130–135	15–20	15–20	–	(29)	150–155	115–120
Elizabeth Bushell ² Full time equivalent salary Director of Corporate Services	120–125	35–40 (115–120)	0–5	–	–	15	125–130	50–55
Claudia Kenyatta ³ Full time equivalent salary (job share) Director of Regions	95–100 (105–110)	100–105	0–5	0–5	–	(12)	100–105	90–95
Emma Squire ³ Full time equivalent salary (job share) Director of Regions	25–30 (105–110)	–	–	–	–	–	25–30	–
Ian Morrison Director of Policy and Evidence	105–110	100–105	0–5	0–5	–	(7)	105–110	95–100
Amy Pitts Director of Communications & Public Engagement	90–95	85–90	0–5	0–5	–	34	90–95	120–125
Andrew Wiseman General Counsel & Corporate Secretary	100–105	95–100	0–5	0–5	–	39	105–110	135–140
Executive Team serving during 2023–24								
Michael Bishop ⁴ Director of Corporate Strategy & Business Improvement	85–90	80–85	0–5	0–5	–	32	90–95	115–120

Accrued pension benefits for directors are not included in this table for 2023–24 due to an exceptional delay in the calculation of these figures following the application of the public service pension remedy.

¹ The value of pension benefits accrued during the year is calculated as (the real increase in pension multiplied by 20) less (the contributions made by the individual). The real increase excludes increases due to inflation or any increase or decrease due to a transfer of pension rights. This figure is provided by MyCSP, the pension scheme administrator.

² Director of Corporate Services from 5 December 2022.

³ Director of Regions job share commenced from 27 November 2023

⁴ Director of Corporate Strategy & Business Improvement to 27 March 2024.

‘Salary’ includes gross salary and any other allowance to the extent that it is subject to UK taxation. The data presented is based on accrued payments made by Historic England and thus recorded in these accounts. Performance awards are based on performance levels attained and are made as part of the annual appraisal process. Due to the timing of the appraisal process, awards reported in 2023–24 relate to performance in 2022–23 and comparative bonuses reported for 2022–23 relate to the performance in 2021–22.

Pension Benefits for Executive Team

The following information has been subject to audit:

Accrued pension benefits for directors are not included in this table for 2023–24 due an exceptional delay in the calculation of these figures following the application of the public service pension remedy.

Cash Equivalent Transfer Value

The cash equivalent transfer value (CETV) is the actuarially assessed capitalised value of the pension scheme benefits accrued by a member at a particular point in time. The benefits valued are the member's accrued benefits and any contingent spouse's pension payable from the scheme.

A CETV is a payment made by a pension scheme or arrangement to secure pension benefits in another pension scheme or arrangement when the member leaves a scheme and chooses to transfer the pension benefits that they have accrued in their former scheme.

The pension figures shown relate to the benefits that the individual has accrued as a consequence of their total membership of the pension scheme, not just their service in a senior capacity to which disclosure applies.

The figures include the value of any pension benefit in another scheme or arrangement which the member has transferred to the Civil Service pension arrangements. They also include any additional pension benefit accrued to the member as a result of their buying additional pension benefits at their own cost.

CETVs are worked out in accordance with The Occupational Pension Schemes (Transfer Values) (Amendment) Regulations 2008 and do not take into account any actual or potential reduction to benefits resulting from Lifetime Allowance Tax that may be due when pension benefits are taken.

Real increase in CETV

This reflects the increase in CETV that is funded by the employer. It does not include the increase in accrued pension due to inflation, or contributions paid by the employee (including the value of any benefits transferred from another pension scheme or arrangement) and uses common market valuation factors for the start and end of the period.

Emoluments

The following information has been subject to audit. Emoluments include gross salary, performance-related awards and any other allowance to the extent that they are subject to UK taxation. This report is based on payments made by Historic England and thus recorded in these accounts. No benefits-in-kind were paid during the year (2022-23: £nil).

Fair Pay Disclosure

The following information has been subject to audit:

Reporting bodies are required to disclose the relationship between the remuneration of the highest-paid director in their organisation and the lower quartile, median and upper quartile remuneration of the organisation's workforce.

	2023–24	2022–23 Restated
Band of highest paid director's total remuneration (£'000)	150–155	145–150
Median salary (£)	37,867	35,980
Median total remuneration (£)	39,765	36,342
Ratio	3.84	4.09
25th percentile salary (£)	30,328	28,856
25th percentile total remuneration (£)	32,226	29,218
Ratio	4.73	5.09
75th percentile salary (£)	43,388	42,491
75th percentile total remuneration (£)	46,560	42,853
Ratio	3.28	3.47

2022–23 figures have been restated to consistently apply the more accurate calculation methodology applied in 2023–24.

The banded remuneration of the highest paid director in Historic England in the financial year 2023–24 was £150,000–155,000 (2022–23: £145,000–£150,000). This was 3.89 times (2022–23: 4.09) the median remuneration of the workforce, which was £39,696 (2022–23: £36,342). In 2023–24, no employees received remuneration in excess of the highest paid director (2022–23: nil). Remuneration ranged from £15,000–£20,000 to £150,000–£155,000 (2022–23: £10,000–£15,000 to £145,000–£150,000).

The Chief Executive was the highest paid director. His total package (including salary and bonus) increased by 3.97%. The increase in the Chief Executive's remuneration package consists of a 4.5% base pay increase in April 2023, which is determined by the Remuneration & Appointments Committee each year, and the performance related award, which was the same as the previous year.

The base salary excluding bonus for the average employee (excluding the Chief Executive) increased by 5.40%. A pay award of average 5% was made following our annual pay review, providing eligible staff with increases of between 4.5% and 5.6%. In addition to this, Historic England paid a £1,500 non-consolidated lump sum payment (pro rata to working hours) to all staff except Executive Team members and the Chief Executive.

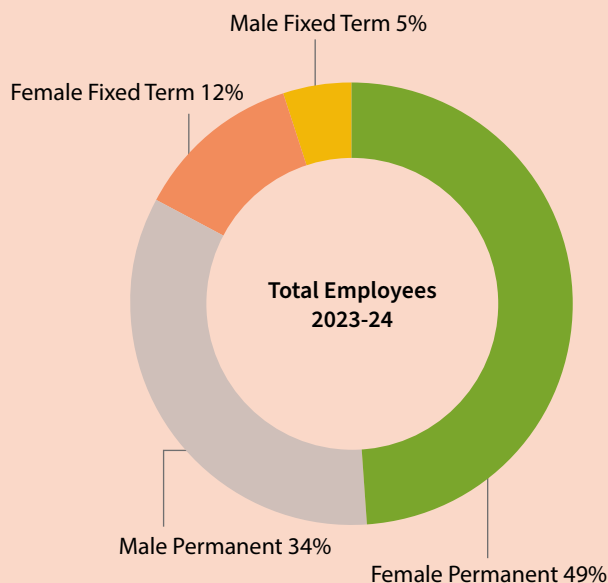
Total remuneration includes salary, non-consolidated performance-related pay and benefits-in-kind. It does not include severance payments, employer pension contributions and the cash equivalent transfer value of pensions.

Historic England Staff Report Organisational Headcount and Demographic Profile as at 31 March 2024

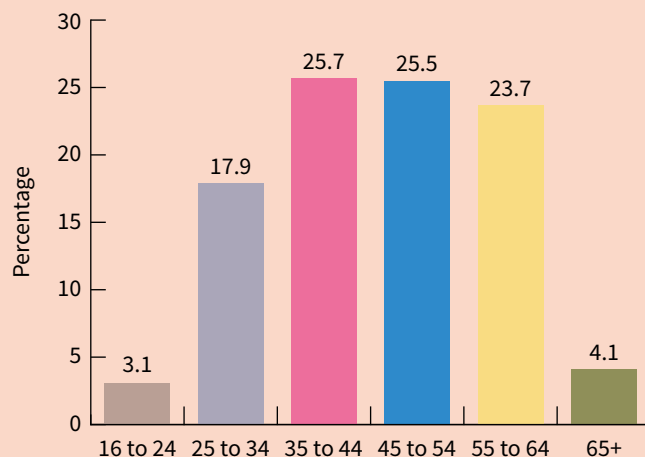
Current employee headcount stands at 1,027 employees (2022–23: 989). Fixed-term contracts account for 17.7% of the general population (2022–23: 17.0%) with the remaining 82.3% employed on a permanent basis. The gender split of the organisation remains in favour of women, at 60.9%. Our Executive Team is made up of four women and four men.

We have an ongoing action plan to reduce our gender pay gap. This has led to our mean pay gap reducing from 13.4% in April 2017 to 5.5% in April 2023. More information about this is available on our website www.historicengland.org.uk.

Employee Composition



Age Profile



Equality and Diversity

Historic England recognises the importance of equality and the need to increase the diversity of our workforce. As part of our Inclusion, Diversity and Equality strategy, some of the main areas we are focusing on are as follows:

- **Ethnicity** – Black, Asian and minority ethnic employees are particularly under-represented at Historic England, at 6.9% (71 employees) of the population (2022–23: 6.3%). This figure has improved from last year and the long-term trend is upwards. The under-representation remains particularly acute in our heritage specialist roles, and we have published an action plan to address this and other areas of under-representation. This includes activities such as work on our employer brand and our Future Talent Programme which aims to attract people from under-represented groups into heritage careers.
- **Age** – Employees under the age of 25 remain significantly under-represented, at 3.12% of the population (2022–23: 3.64%), although our early careers activities aim to address this. This year we have continued to grow our apprentices, with ten new hires starting with us during this financial year. We have also developed our two-week Virtual Work Experience Programme, which is targeted to reach a wider, younger and more diverse audience. In 2023–24, over 700 young people took part in this.
- **Social Mobility** – We were recognised for our work to improve opportunities for people from lower socio-economic backgrounds with a place in the 2023 Social Mobility Foundation’s Top 75 employers. This took account of factors such as our Future Talent Programme, the reach of our Virtual Work Experience offer, our approach to recruitment and our now thriving Social Mobility staff network.
- **Gender** – We have a positive gender balance in our senior level positions, with balanced representation of women in roles from our Band C roles through to our Executive Team. Further work is still needed to improve the representation of men in support and administrative roles.

- **Sexual Orientation** – When confidentially sharing their equal opportunities monitoring data with us, our employees can choose from the following: Lesbian, Gay, Bisexual, Heterosexual or Other. Nine per cent (93 employees) of our employees have shared that they are lesbian/gay/bisexual/other (2022–23: 7.8%, 77 employees). This reflects work that we have been doing to create a supportive and welcoming environment, working with our Pride staff network.
- **Disability** – 8.9% of our employees (91 employees) have a disability (2022–23: 7.0%, 69 employees). We have been working to attract and hire more disabled people into the organisation through activities such as our work on our employer brand, our disability recruitment partnership with Even Break, becoming a Disability Confident Leader, our Future Talent Programme, and working to give more people the confidence to confidentially share with us that they have a disability. These activities have led to this improvement in representation.

Further information about how we promote equality and diversity can be found on our [website](#).

Health and Safety

In 2023–24 there were seven work-related accidents (2022–23: 11), none of which were reportable to the Health and Safety Executive (HSE) (2022–23: 0). The number and type of work-related accidents is consistent with previous years. We have a current health and safety policy and risk register. The effectiveness of all our operational risk management policies and practices is reviewed regularly.

Disability

Historic England aims to increase participation by disabled people, and this is reflected in our Inclusion, Diversity and Equality Strategy. Full and fair consideration is given to applications for employment from disabled people where they have appropriate skills to perform the job. We achieved Disability Confident Level 3 accreditation (Disability Confident Leader) in 2023, which evidences our ongoing commitment to this. We make our recruitment processes inclusive and provide disability awareness training. If an employee develops a disability during their employment, then we

make extensive efforts to maintain their employment, training and career development. We operate a Disability at Work policy that describes this. We also have a Disability staff network group, which provides peer support and feedback to Historic England on disability-related matters.

Sickness Absence

The average working time lost per person for Historic England employees was 5.2 days for the financial year 2023–24, which is a reduction on the previous year (2022–23: 5.6 days). The Chartered Institute of Personnel and Development’s Health and Wellbeing at Work Report (2023) reports the latest UK average sickness absence rate as 7.8 days lost per person.

Staff Turnover

Our voluntary staff turnover for 2023–24, which includes resignations and retirements, was 6.8% (2022–23: 10.8%). Our overall staff turnover, including fixed-term contracts that concluded on their planned end date, was 8.9% (2022–23: 15.6%).

Career Management and Training

Historic England recognises the importance of developing our staff and managers to enable us to deliver our plan and fulfil our mission and to ensure that our staff are productive and engaged. We provide training to support staff to deliver in their role, to implement strategies and programmes and to develop as people and professionals. We offer leadership and management training from aspiring managers to executive level. Our Performance and Development Review (PDR) includes a section dedicated to career aspirations and how these might be achieved. We offer career development training sessions to focus on this element in more detail.

Mental Health and Wellbeing

In this financial year, our work to improve and protect the mental health and wellbeing of our people has once again been recognised with a Gold Award from the Mind Workplace Wellbeing Index, which we have participated in for the past seven years. We have grown our dedicated network of mental health first aiders, as well as a network of mental health champions. These individuals are responsible for raising awareness of the

importance of mental health and wellbeing in tackling stigma and promoting a supportive culture. We have continued to offer training to support resilience and manage stress, virtual meditation sessions, financial wellbeing sessions and webinars addressing issues related to menopause and women’s health.

Union Relationship

We have a constructive and long-standing working relationship with the Prospect trade union. There were 25 employees who were relevant union representatives during 2023–24 (full-time equivalent of 23.35).

Percentage of Time Spent on Facility Time	Number of Employees
0%	12
1%–50%	13
51%–99%	0
100%	0

Percentage of Pay Bill spent on Facility Time	
Total cost of facility time	£33,385
Total pay bill	£54,316,000
Percentage of the total pay bill spent on facility time	0.06%

Zero hours were spent on trade union activities by employees who were relevant union officials during the year 2023–24 (2022–23: zero hours).

Employee Numbers

The average number of persons employed by Historic England during the year expressed as full-time equivalents was as follows and was subject to audit:

	2023-24				2022-23		
	Historic England			Total	Group Total	Historic England	
	Perm. employed	Fixed-term contracts	Agency staff			Historic England Total	Group Total
Policy & Evidence	196	10	–	206	206	223	223
Public Engagement	115	16	4	135	135	127	127
Regions Group	301	28	–	329	329	316	316
Corporate Services	198	20	6	224	224	198	198
Business Improvement	54	14	–	68	68	66	66
Shrewsbury Flaxmill Maltings	3	–	–	3	3	5	5
The English Heritage Trust	–	–	–	–	1,457	–	1,358
Total employee numbers	867	88	10	965	2,422	935	2,293
Total costs (£'000)	50,438	3,082	880	54,400	115,504	48,938	103,371
Number of employees included in the above who have been engaged on capital projects	7	2	–	9	11	10	13

Employee Costs

Total staff costs for the year are as follows and have been subject to audit:

	2023-24			2022-23		
	Capital £'000	Revenue £'000	Total £'000	Capital £'000	Revenue £'000	Total £'000
Group						
Wages and Salaries	1,040	89,252	90,292	1,415	79,278	80,693
Social Security Costs	65	8,639	8,704	74	7,641	7,715
Pension Costs	106	14,649	14,755	140	13,607	13,747
Redundancy and Severance Costs	–	300	300	–	267	267
Agency Staff Costs	–	1,347	1,347	–	949	949
Inwards Secondment Staff	–	106	106	–	–	–
Total Employee Costs	1,211	114,293	115,504	1,629	101,742	103,371

In 2023-24 there were seven outward secondments (2022-23: four).

	Capital £'000	2023–24 Revenue £'000	Total £'000	Capital £'000	2022–23 Revenue £'000	Total £'000
Historic England						
Wages and Salaries	338	38,839	39,177	455	34,795	35,250
Social Security Costs	40	4,070	4,110	53	3,900	3,953
Pension Costs	88	9,899	9,987	123	9,223	9,346
Redundancy and Severance Costs	–	246	246	–	67	67
Agency Staff Costs	267	507	774	–	322	322
Inwards Secondments	–	106	106			
Total Employee Costs	733	53,667	54,400	631	48,307	48,938

In 2023–24 there were seven outward secondments (2022–23: five). During the year, 68 consultants were employed (2022–23: 50), to whom £291,049 was paid in the year (2022–23: £318,215).

Tax Arrangements of Public Sector Appointees

All of Historic England’s senior staff and Board members are paid through the payroll, and arrangements are in place to provide assurance to DCMS that appropriate tax arrangements are in place to cover other appointees.

In 2023–24 Historic England had one ‘off-payroll’ engagement that falls within the criteria set out in the Alexander Review of 2012, with regards to tax arrangements of senior public appointees.

Historic England is in compliance with the recommendations in HM Treasury’s ‘Review of the Tax Findings of Public Sector Appointees’.

Highly paid off-payroll worker engagements as at 31 March 2023, earning £245 per day or greater.

No. of existing engagements as of 31 March 2024	Of which, no. that existed:	less than one year	for between 1 and 2 years	for between 2 and 3 years	for between 3 and 4 years	for 4 or more years
1						1

All highly paid off-payroll workers engaged at any point during the year ended 31 March 2024, earning £245 per day or greater

No. of off-payroll workers engaged during the year ended 31 March 2024	Of which:	Not subject to off-payroll legislation	Subject to off-payroll legislation and determined as in-scope of IR35	Subject to off-payroll legislation and determined as out-of-scope of IR35	No. of engagements reassessed for compliance or assurance purposes during the year	Of which: No. of engagements that saw a change to IR35 status following review
1				1		

For any off-payroll engagements of board members, and/or senior officials with significant financial responsibility, between 1 April 2023 and 31 March 2024

No. of off-payroll engagements of board members, and/or senior officials with significant financial responsibility, during the financial year	Total no. of individuals on payroll and off-payroll that have been deemed 'board members, and/or senior officials with significant financial responsibility' during the financial year. This figure includes both on-payroll and off-payroll engagements	Details of the exceptional circumstances that led to each of these off-payroll engagements.	Details of the length of time each of these exceptional off-payroll engagements lasted.
0	8	N/A – No such arrangements	N/A – No such arrangements

Reporting of Civil Service and Other Compensation Schemes Exit Packages

Total staff exit packages are detailed as follows and are subject to audit:

Exit Package Cost Band	Number of Compulsory Redundancies		Number of Other Agreed Departures		Total Number of Exit Packages	
	2023–24	2022–23	2023–24	2022–23	2023–24	2022–23
£0 to £25,000	1	2	–	–	1	2
£25,001 to £50,000	–	–	1	4	1	4
£50,001 to £100,000	–	–	1	1	1	1
£100,001 to £150,000	–	–	–	–	–	–
Greater than £150,000	–	–	–	–	–	–
Total Number of Exit Packages	1	2	2	5	3	7
Total Resource Cost (£'000)	18	21	103	202	121	223

¹ No staff member left under voluntary exit terms in the 2023–24 financial year. Two staff members left under voluntary redundancy terms in the 2023–24 financial year. They received total compensation payments of £103,653.

² One staff member left under compulsory redundancy terms in the 2023–24 financial year. They received total compensation payments of £17,682.

³ The detailed Exit Packages relate to individuals whose last day of service occurred in the disclosed financial year.

Redundancy and other departure costs have been paid in accordance with the provisions of the Civil Service Compensation Scheme (CSCS), a statutory scheme under the Superannuation Act 1972. Exit costs are accounted for in full in the year of departure. Where Historic England has agreed early retirements, the additional costs are met by the organisation and not by the Civil Service Pension Scheme. Ill-health retirement costs are met by the pension scheme and are not included in the table. Exit payments (including ex gratia payments) not covered by the CSCS are made to the employee directly by Historic England.

Civil Service Pensions

Pension benefits are provided through the Civil Service pension arrangements. Before 1 April 2015, the only scheme was the Principal Civil Service Pension Scheme (PCSPS), which is divided into a few different sections – classic, premium, and classic plus provide benefits on a final salary basis, whilst nuvos provides benefits on a career average basis. From 1 April 2015, a new pension scheme for civil servants was introduced – the Civil Servants and Others Pension Scheme or alpha, which provides benefits on a career average basis. All newly appointed civil servants, and the majority of those already in service, joined the new scheme.

The PCSPS and alpha are unfunded statutory schemes. Employees and employers make contributions (employee contributions range between 4.6% and 8.05%, depending on salary). The balance of the cost of benefits in payment is met by monies voted by Parliament each year. Pensions in payment are increased annually in line with the Pensions Increase legislation. Instead of the defined benefit arrangements, employees may opt for a defined contribution pension with an employer contribution, the partnership pension account.

In alpha, pension builds up at a rate of 2.32% of pensionable earnings each year, and the total amount accrued is adjusted annually in line with a rate set by HM Treasury. Members may opt to give up (commute) pension for a lump sum, up to the limits set by the Finance Act 2004. All members who switched to alpha from the PCSPS had their PCSPS benefits ‘banked’, with those with earlier benefits in one of the final salary sections of the PCSPS having those benefits based on their final salary when they leave alpha.

The accrued pensions shown in this report are the pension the member is entitled to receive when they reach normal pension age, or immediately on ceasing to be an active member of the scheme if they are already at or over normal pension age. Normal pension age is 60 for members of classic, premium, and classic plus, 65 for members of nuvos, and the higher of 65 or State Pension Age for members of alpha. The pension figures in this report show pension earned in PCSPS or alpha, as

appropriate. Where a member has benefits in both the PCSPS and alpha, the figures show the combined value of their benefits in the two schemes, but note that the constituent parts of that pension may be payable from different ages.

When the Government introduced new public service pension schemes in 2015, there were transitional arrangements that treated existing scheme members differently based on their age. Older members of the PCSPS remained in that scheme, rather than moving to alpha. In 2018, the Court of Appeal found that the transitional arrangements in the public service pension schemes unlawfully discriminated against younger members.

As a result, steps are being taken to remedy those 2015 reforms, making the pension scheme provisions fair to all members. The public service pensions remedy is made up of two parts. The first part closed the PCSPS on 31 March 2022, with all active members becoming members of alpha from 1 April 2022. The second part removes the age discrimination for the remedy period, between 1 April 2015 and 31 March 2022, by moving the membership of eligible members during this period back into the PCSPS on 1 October 2023. This is known as ‘rollback’.

For members who are in scope of the public service pension remedy, the calculation of their benefits for the purpose of calculating their Cash Equivalent Transfer Value and their single total figure of remuneration, as of 31 March 2023 and 31 March 2024, reflects the fact that membership between 1 April 2015 and 31 March 2022 has been rolled back into the PCSPS. Although members will in due course get an option to decide whether that period should count towards PCSPS or alpha benefits, the figures show the rolled back position, i.e., PCSPS benefits for that period.

The partnership pension account is an occupational defined contribution pension arrangement which is part of the Legal & General Mastertrust. The employer makes a basic contribution of between 8% and 14.75% (depending on the age of the member). The employee does not have to contribute but, where they do make contributions, the employer will match these up to a limit of 3% of pensionable salary (in addition to

the employer's basic contribution). Employers also contribute a further 0.5% of pensionable salary to cover the cost of centrally provided risk benefit cover (death in service and ill health retirement).

Further details about the Civil Service pension arrangements can be found at the website

www.civilservicepensionscheme.org.uk

Parliamentary Accountability

Regularity of Expenditure

The Accounting Officer confirms the regularity of all expenditure incurred through their statement on page [XX].

During the year ended 31 March, the following losses and special payments were made and have been subject to audit:

	2024						2023					
	Historic England			Group			Historic England			Group		
	Special Losses £'000	Special Payments £'000	Total Losses £'000	Special Losses £'000	Special Payments £'000	Total Losses £'000	Special Losses £'000	Special Payments £'000	Total Losses £'000	Special Losses £'000	Special Payments £'000	Total Losses £'000
Amounts Accrued	(16)	9	(7)	120	16	136	18	3	21	96	46	142
Amounts Written Back	–	–	–	–	–	–	–	(1)	(1)	–	(1)	(1)
Total Net Losses and Special Payments	(16)	9	(7)	120	16	136	18	2	20	96	45	141

Losses incurred relate to bookkeeping losses, stock write-offs and abandoned claims. Special payments relate to compensation, largely in respect of personal injury claims.

Fees and Charges

£775,000 has been raised in the year through the provision of the Enhanced Advisory Service (2022–23: £841,000). Income is slightly lower than last year, predominantly due to reductions in advisory work on the HS2 high-speed railway following the cancellation of its northern leg. The target for the year was £745,000 (2022–23: £745,000).

Income is invoiced at full cost recovery according to Managing Public Money guidelines. Therefore, the income received is equivalent to the costs incurred and thus no subsidies or overcharging occurs. During the year, we have reviewed our standard hourly rate and maintained our existing pricing.

Income raised this year relates to 483 completed (invoiced) cases (2022–23: 284). Unit costs charged are per the invoice amount. Our average case price this year was £1,604 (2022–23 £2,961), a year-on-year reduction principally due to a larger number of lower-value cases being advised upon this year.

No other material income from fees and charges was received during this and the previous financial year. This information has been subject to audit.

Remote Contingent Liabilities

In addition to contingent liabilities reported within the meaning of International Accounting Standard 37, Historic England also reports liabilities for which the likelihood of a transfer of economic benefit in settlement is too remote to meet the definition of contingent liability. In 2023–24, we recognised no remote contingent liabilities (2022–23: £nil). This information has been subject to audit.



Duncan Wilson

Chief Executive and Accounting Officer
29 July 2024

The Certificate and Report of the Comptroller and Auditor General to the Houses of Parliament

Opinion on financial statements

I certify that I have audited the financial statements of the Historic Buildings and Monuments Commission for England (known as Historic England) and its Group for the year ended 31 March 2024 under the National Heritage Act 1983.

The financial statements comprise the Historic Buildings and Monuments Commission for England and its Group's:

- Statements of Financial Position as at 31 March 2024;
- Statements of Comprehensive Net Expenditure, Statements of Cash Flows and Consolidated Statements of Changes in Taxpayers' Equity for the year then ended; and
- the related notes including the significant accounting policies.

The financial reporting framework that has been applied in the preparation of the Group financial statements is applicable law and UK adopted international accounting standards.

In my opinion, the financial statements:

- give a true and fair view of the state of the Historic Buildings and Monuments Commission for England and its Group's affairs as at 31 March 2024 and its net expenditure for financial the year then ended; and
- have been properly prepared in accordance with the National Heritage Act 1983 and Secretary of State directions issued thereunder.

Opinion on regularity

In my opinion, in all material respects, the income and expenditure recorded in the financial statements have been applied to the purposes intended by Parliament and the financial transactions recorded in the financial statements conform to the authorities which govern them.

Basis for opinions

I conducted my audit in accordance with International Standards on Auditing (UK) (ISAs UK), applicable law and Practice Note 10 *Audit of Financial Statements and Regularity of Public Sector Bodies in the United Kingdom (2022)*. My responsibilities under those standards are further described in the Auditor's responsibilities for the audit of the financial statements section of my certificate.

Those standards require me and my staff to comply with the *Financial Reporting Council's Revised Ethical Standard 2019*. I am independent of the Historic Buildings and Monuments Commission for England and its Group in accordance with the ethical requirements that are relevant to my audit of the financial statements in the UK. My staff and I have fulfilled our other ethical responsibilities in accordance with these requirements.

I believe that the audit evidence I have obtained is sufficient and appropriate to provide a basis for my opinion.

Conclusions relating to going concern

In auditing the financial statements, I have concluded that the Historic Buildings and Monuments Commission for England and its Group's use of the going concern basis of accounting in the preparation of the financial statements is appropriate.

Based on the work I have performed, I have not identified any material uncertainties relating to events or conditions that, individually or collectively, may cast significant doubt on the Historic Buildings and Monuments Commission for England and its Group's ability to continue as a going concern for a period of at least twelve months from when the financial statements are authorised for issue.

My responsibilities and the responsibilities of the Commissioners and Accounting Officer with respect to going concern are described in the relevant sections of this certificate.

The going concern basis of accounting for the Historic Buildings and Monuments Commission for England and its Group is adopted in consideration of the requirements set out in HM Treasury’s Government Financial Reporting Manual, which requires entities to adopt the going concern basis of accounting in the preparation of the financial statements where it is anticipated that the services which they provide will continue into the future

Other Information

The other information comprises information included in the Annual Report but does not include the financial statements and my auditor’s certificate and report. The Commissioners and Accounting Officer are responsible for the other information.

My opinion on the financial statements does not cover the other information and, except to the extent otherwise explicitly stated in my certificate, I do not express any form of assurance conclusion thereon.

My responsibility is to read the other information and, in doing so, consider whether the other information is materially inconsistent with the financial statements or my knowledge obtained in the audit, or otherwise appears to be materially misstated.

If I identify such material inconsistencies or apparent material misstatements, I am required to determine whether this gives rise to a material misstatement in the financial statements themselves. If, based on the work I have performed, I conclude that there is a material misstatement of this other information, I am required to report that fact.

I have nothing to report in this regard.

Opinion on other matters

In my opinion the part of the Remuneration and Staff Report to be audited has been properly prepared in accordance with Secretary of State directions issued under the National Heritage Act 1983.

In my opinion, based on the work undertaken in the course of the audit:

- the parts of the Accountability Report subject to audit have been properly prepared in accordance with Secretary of State directions made under the National Heritage Act 1983; and
- the information given in the Performance and Accountability Reports for the financial year for which the financial statements are prepared is consistent with the financial statements and is in accordance with the applicable legal requirements.

Matters on which I report by exception

In the light of the knowledge and understanding of the Historic Buildings and Monuments Commission for England and its Group and its environment obtained in the course of the audit, I have not identified material misstatements in the Performance and Accountability Reports.

I have nothing to report in respect of the following matters which I report to you if, in my opinion:

- adequate accounting records have not been kept by the Historic Buildings and Monuments Commission for England and its Group or returns adequate for my audit have not been received from branches not visited by my staff; or
- I have not received all of the information and explanations I require for my audit; or
- the financial statements and the parts of the Accountability Report subject to audit are not in agreement with the accounting records and returns; or
- certain disclosures of remuneration specified by HM Treasury’s Government Financial Reporting Manual have not been made or parts of the Remuneration and Staff Report to be audited is not in agreement with the accounting records and returns; or
- the Governance Statement does not reflect compliance with HM Treasury’s guidance.

Responsibilities of the Commissioners and Accounting Officer for the financial statements

As explained more fully in the Statement of Commissioners' and Accounting Officer's Responsibilities, the Commissioners and Accounting Officer are responsible for:

- maintaining proper accounting records;
- providing the C&AG with access to all information of which management is aware that is relevant to the preparation of the financial statements such as records, documentation and other matters;
- providing the C&AG with additional information and explanations needed for his audit;
- providing the C&AG with unrestricted access to persons within the Historic Buildings and Monuments Commission for England from whom the auditor determines it necessary to obtain audit evidence;
- ensuring such internal controls are in place as deemed necessary to enable the preparation of financial statements to be free from material misstatement, whether due to fraud or error;
- preparing financial statements, which give a true and fair view, in accordance with Secretary of State directions issued under the National Heritage Act 1983;
- preparing the Annual Report, which includes the Remuneration and Staff Report, in accordance with Secretary of State directions issued under the National Heritage Act 1983; and
- assessing the Historic Buildings and Monuments Commission for England and its Group's ability to continue as a going concern, disclosing, as applicable, matters related to going concern and using the going concern basis of accounting unless the Commissioners and the Accounting Officer anticipates that the services provided by the Historic Buildings and Monuments Commission

for England and its Group will not continue to be provided in the future.

Auditor's responsibilities for the audit of the financial statements

My responsibility is to audit, certify and report on the financial statements in accordance with the National Heritage Act 1983.

My objectives are to obtain reasonable assurance about whether the financial statements as a whole are free from material misstatement, whether due to fraud or error, and to issue a certificate that includes my opinion. Reasonable assurance is a high level of assurance but is not a guarantee that an audit conducted in accordance with ISAs (UK) will always detect a material misstatement when it exists. Misstatements can arise from fraud or error and are considered material if, individually or in the aggregate, they could reasonably be expected to influence the economic decisions of users taken on the basis of these financial statements.

Extent to which the audit was considered capable of detecting non-compliance with laws and regulations including fraud¹

I design procedures in line with my responsibilities, outlined above, to detect material misstatements in respect of non-compliance with laws and regulations, including fraud. The extent to which my procedures are capable of detecting non-compliance with laws and regulations, including fraud is detailed below.

Identifying and assessing potential risks related to non-compliance with laws and regulations, including fraud

In identifying and assessing risks of material misstatement in respect of non-compliance with laws and regulations, including fraud I:

- considered the nature of the sector, control environment and operational performance including the design of the Historic Buildings and Monuments Commission for England and its Group's accounting policies;

¹ This heading, Identifying and assessing potential risks related to non-compliance with laws and regulations, including fraud; Audit response to identified risk; and Other auditor responsibilities are SUB-headings under the general auditor's responsibility section of the certificate/report. It is important the final version is compliant with this formatting

- inquired of management, the Historic Buildings and Monuments Commission for England’s head of internal audit and those charged with governance, including obtaining and reviewing supporting documentation relating to the Historic Buildings and Monuments Commission for England and its Group’s policies and procedures on:
 - identifying, evaluating and complying with laws and regulations;
 - detecting and responding to the risks of fraud; and
 - the internal controls established to mitigate risks related to fraud or non-compliance with laws and regulations including the Historic Buildings and Monuments Commission for England and its Group’s controls relating to its compliance with the National Heritage Act 1983 and Managing Public Money.
- inquired of management, the Historic Buildings and Monuments Commission for England’s head of internal audit and those charged with governance whether:
 - they were aware of any instances of non-compliance with laws and regulations;
 - they had knowledge of any actual, suspected, or alleged fraud;
- discussed with the engagement team including significant component audit teams regarding how and where fraud might occur in the financial statements and any potential indicators of fraud.

As a result of these procedures, I considered the opportunities and incentives that may exist within the Historic Buildings and Monuments Commission for England and its Group for fraud and identified the greatest potential for fraud in the following areas: revenue recognition, posting of unusual journals, complex transactions, bias in management estimates. In common with all audits under ISAs (UK), I am required to perform specific procedures to respond to the risk of management override of controls.

I obtained an understanding of the Historic Buildings and Monuments Commission for England and Group’s framework of authority and other legal and regulatory frameworks in which the Historic Buildings and Monuments Commission for England and Group operates. I focused on those laws and regulations that had a direct effect on material amounts and disclosures in the financial statements or that had a fundamental effect on the operations of the Historic Buildings and Monuments Commission for England and its Group. The key laws and regulations I considered in this context included the National Heritage Act 1983, Managing Public Money, employment law, pensions legislation and tax legislation.

Audit response to identified risk

To respond to the identified risks resulting from the above procedures:

- I reviewed the financial statement disclosures and testing to supporting documentation to assess compliance with provisions of relevant laws and regulations described above as having direct effect on the financial statements;
- I enquired of management, the Audit and Risk Assurance Committee and in house legal counsel concerning actual and potential litigation and claims;
- I reviewed minutes of meetings of those charged with governance and Commission and in addition, I reviewed internal audit reports;
- I addressed the risk of fraud through management override of controls by testing the appropriateness of journal entries and other adjustments; assessing whether the judgements on estimates are indicative of a potential bias; and evaluating the business rationale of any significant transactions that are unusual or outside the normal course of business; and
- I addressed the risk of fraud and irregularity in grant expenditure by testing grant expenditure to gain assurance that grants had been spent on the intended purposes.

I communicated relevant identified laws and regulations and potential risks of fraud to all engagement team members including any significant component audit teams and remained alert to any indications of fraud or non-compliance with laws and regulations throughout the audit.

A further description of my responsibilities for the audit of the financial statements is located on the Financial Reporting Council's website at: www.frc.org.uk/auditorsresponsibilities. This description forms part of my certificate.

Other auditor's responsibilities

I am required to obtain sufficient appropriate audit evidence to give reasonable assurance that the expenditure and income recorded in the financial statements have been applied to the purposes intended by Parliament and the financial transactions recorded in the financial statements conform to the authorities which govern them.

I communicate with those charged with governance regarding, among other matters, the planned scope and timing of the audit and significant audit findings, including any significant deficiencies in internal control I identify during my audit.

Report

I have no observations to make on these financial statements.

Gareth Davies

Comptroller and Auditor General
29 July 2024

National Audit Office
157-197 Buckingham Palace Road
Victoria
London
SW1W 9SP

SECTION 3

FINANCIAL STATEMENTS



Morecambe Landladies, Morecambe. Pictured as part of Everyday Heritage Grants, which celebrates working class histories and the historic places that make up everyday life.

3. FINANCIAL STATEMENTS

Statement of Comprehensive Net Expenditure for the Year Ended 31 March 2024

	Note	2023-2024		Re-presented 2022-2023	
		Historic England £'000	Group £'000	Historic England £'000	Group £'000
Income					
Revenue from Contracts with Customers	2, 3	10,685	129,466	10,448	114,239
Earned Income	2, 4	562	2,670	457	2,617
Other Operating Income	2, 5	3,727	18,056	7,704	24,884
Income from Investments	2, 6	–	50	–	–
Total Income		14,974	150,242	18,609	141,740
Expenditure					
Grants	2, 7	(33,684)	(33,812)	(49,941)	(49,550)
Staff Costs	2, 13	(53,667)	(114,293)	(48,307)	(101,742)
Running Costs	2, 8	(16,863)	(70,747)	(16,251)	(69,114)
Commercial Activities Costs	2, 9	(511)	(17,142)	(498)	(15,253)
Subsidy Expenditure	2	(1,088)	–	(1,233)	–
Depreciation, Amortisation and Impairment	2, 15-18	(8,546)	(17,705)	(8,120)	(15,012)
Other Expenditure	2, 10	(3,774)	(14,241)	(3,360)	(12,723)
Total Expenditure		(118,133)	(267,940)	(127,710)	(263,394)
Financing					
Finance Costs	2	(1,253)	(1,494)	(1,286)	(1,532)
Net Finance (Cost)		(1,253)	(1,494)	(1,286)	(1,532)
Net Gain/(Loss) on Investments	2g, 20	–	260	–	–
Net Expenditure for the Financial Year		(104,412)	(118,932)	(110,387)	(123,186)
Other Comprehensive Expenditure					
Items which will not be reclassified to Net Expenditure					
Net Loss on Revaluation of Investments in Subsidiaries	30	(13,954)	–	(11,214)	–
Net Gain on Revaluation of Non-Current Assets	15-18	3,355	4,538	9,227	12,005
Total Other Comprehensive Expenditure		(10,599)	4,538	(1,987)	12,005
Total Comprehensive Expenditure for the Financial Year		(115,011)	(114,394)	(112,374)	(111,181)

2022–23 figures have been re-presented to include the net loss on revaluation of investments in subsidiaries within other comprehensive expenditure. Previously this item was disclosed solely within the Statement of Changes in Taxpayers' Equity.

Details of Grant In Aid received by Historic England are disclosed in the Statement of Changes in Taxpayers' Equity.

Income and expenditure relates to continuing activities. Section 4 – Notes to Financial Statements form part of the financial statements.

Statement of Financial Position as at 31 March 2024

	Notes	2024		2023	
		Historic England £'000	Group £'000	Historic England £'000	Group £'000
Non-Current Assets					
Property, Plant and Equipment	16	92,808	152,494	95,293	150,827
Heritage Assets	18	48,834	49,505	47,889	48,221
Right of Use Assets	17	28,636	39,970	24,782	36,889
Intangible Assets	15	5,586	16,227	4,088	11,355
Investments	20	–	3,236	–	1,147
Investment in Subsidiary	31	50,761	–	64,715	–
Total Non-Current Assets		226,625	261,432	236,767	248,439
Current Assets					
Inventories	21	–	7,000	–	6,332
Trade and Other Receivables	22	14,633	14,551	8,970	15,100
Cash and Cash Equivalents	23	4,086	47,128	13,289	74,195
Total Current Assets		18,719	68,679	22,259	95,627
Total Assets		245,344	330,111	259,026	344,066
Current Liabilities					
Trade and Other Payables	26	(16,321)	(56,826)	(21,097)	(61,361)
Provisions		–	(186)	–	(287)
Obligations Under Leases	25	(1,860)	(2,431)	(1,683)	(2,270)
Total Current Liabilities		(18,181)	(59,443)	(22,780)	(63,918)
Total Assets Less Current Liabilities		227,163	270,668	236,246	280,148
Non-Current Liabilities					
Trade and Other Payables	26	(131)	(2,269)	(171)	(2,333)
Obligations Under Leases	25	(31,410)	(42,112)	(27,896)	(39,188)
Other Borrowings	27	–	(23,941)	–	(24,348)
Total Non-Current Liabilities		(31,541)	(68,322)	(28,067)	(65,869)
Total Assets Less Liabilities		195,622	202,346	208,179	214,279
Taxpayers' Equity					
Financial Asset Reserve	31	50,761	–	64,715	–
Revaluation Reserve		90,546	101,781	88,301	98,470
General Reserve		54,257	98,643	54,994	113,966
Earmarked Funds		58	58	169	169
Endowment Funds		–	1,864	–	1,674
Total Taxpayers' Equity		195,622	202,346	208,179	214,279

Section 4 – Notes to Financial Statements form part of the financial statements.

The financial statements, which comprise the Consolidated and Historic England Statements of Comprehensive Net Expenditure, the Consolidated and Historic England Statements of Financial Position, the Consolidated and Historic England Statements of Cash Flows, the Consolidated and Historic England Statements of Changes in Taxpayers' Equity and the related notes 1 to 32, were approved by the Commissioners and signed on their behalf on 29 July 2024 by:


Duncan Wilson CBE
 Chief Executive


Lord Neil Mendoza CBE
 Chairman

Statement of Cash Flows for the Year Ended 31 March 2024

	Notes	2024		2023	
		Historic England £'000	Group £'000	Historic England £'000	Group £'000
Cash Flows From Operating Activities					
Net Income/(Expenditure)		(104,412)	(118,932)	(110,387)	(123,186)
Depreciation, Amortisation and Impairment Charges	15-18	8,546	17,705	8,120	15,012
(Profit)/Losses on Disposal of Non-Current Assets	15-18		8	30	(5)
(Increase)/Decrease in Inventories	21	–	(668)	–	(563)
(Increase)/Decrease in Trade and Other Receivables	22	(5,663)	549	4,385	1,719
Increase/(Decrease) in Trade and Other Payables	26	(4,816)	(4,599)	3,000	12,820
Increase/(Decrease) in Provisions		–	(101)	–	2
Donated Asset Addition	18-19	(465)	–	(1,230)	(1,230)
Investment Income		–	(2,376)	–	(905)
(Increase)/Decrease in Lease Receivables		–	–	25	25
Finance Costs		1,253	1,086	1,286	1,532
(Gains)/losses on Investments	2g, 20	–	(260)	–	–
Net Cash Outflow from Operating Activities		(105,557)	(107,588)	(94,771)	(94,779)
Cash Flows from Investing Activities					
(Purchase)/Disposal of Investments		–	(1,829)	–	3,871
Investment Income		–	2,376	–	905
Purchase of Property, Plant and Equipment and Heritage Assets	16, 18	(784)	(11,631)	(3,196)	(13,268)
Purchase of Intangible Assets	15	(2,371)	(7,071)	(1,332)	(5,734)
Proceeds on Disposal of Property, Plant and Equipment and Intangible Assets	15, 16	–	13	–	31
Net Cash Outflow from Investing Activities		(3,155)	(18,142)	(4,528)	(14,195)
Cash Flows from Financing Activities					
Government Grant In Aid		102,456	102,456	111,227	111,227
Lease Payments		(2,947)	(3,793)	(2,951)	(3,786)
Net Cash Inflow from Financing Activities		99,509	98,663	108,276	107,441
Net Increase/(Decrease) in Cash and Cash Equivalents	23	(9,203)	(27,067)	8,977	(1,533)
Cash and Cash Equivalents at the Beginning of the Year	23	13,289	74,195	4,312	75,728
Cash and Cash Equivalents at the End of the Year		4,086	47,128	13,289	74,195

Consolidated group cash balances are unavailable for use by the Group.

Section 4 – Notes to Financial Statements form part of the financial statements.

Consolidated Statement of Changes in Taxpayers' Equity for the Year Ended 31 March 2024

	General Reserve £'000	Revaluation Reserve £'000	Earmarked Funds £'000	Endowment Fund £'000	Total Reserves £'000
Balance at 31 March 2022	125,643	86,735	184	1,674	214,236
Grant In Aid Received	111,227	–	–	–	111,227
Income/(Expenditure) for the Year	(123,171)	–	(15)	–	(123,186)
Net Gain on Revaluation of Non-Current Assets	–	12,005	–	–	12,005
Other Income/(Expenditure)	(4)	1	–	–	(3)
Transfer Between Reserves	271	(271)	–	–	–
Balance at 31 March 2023	113,966	98,470	169	1,674	214,279
Grant In Aid Received	102,456	–	–	–	102,456
Income/(Expenditure) for the Year	(119,011)	–	(111)	190	(118,932)
Net Gain on Revaluation of Non-Current Assets	–	4,538	–	–	4,538
Other Income/(Expenditure)	5	–	–	–	5
Transfer Between Reserves	1,227	(1,227)	–	–	–
Balance at 31 March 2024	98,643	101,781	58	1,864	202,346

The General Reserve records all changes in financial resources for the year, except for those recorded in other reserves.

The Revaluation Reserve reflects the gain or loss on the revaluation of assets, both tangible and intangible, other than donated assets. Each year, an amount equal to the excess annual depreciation from the revaluation reserve is transferred to the General Fund, which makes sure that by the time the asset is fully depreciated there is no residual balance associated with the asset in the Revaluation Reserve.

Earmarked Reserve are funds which are set aside for specific projects, initiatives, or expenditures.

Endowment Reserve is The Once and Future Fund provided by the National Lottery Heritage Fund, with income from the investment used primarily on conservation, improvements and public engagement at the English Heritage Trust's free-to-enter sites.

Section 4 – Notes to Financial Statements form part of the financial statements.

Historic England Statement of Changes in Taxpayers' Equity for the Year Ended 31 March 2024

	General Reserve £'000	Revaluation Reserve £'000	Earmarked Funds £'000	Financial Asset Reserve £'000	Total Reserves £'000
Balance at 31 March 2022	53,872	79,341	184	75,929	209,326
Grant In Aid Received	111,227	–	–	–	111,227
Income/(Expenditure) for the Year	(110,372)	–	(15)	–	(110,387)
Net Gain on Revaluation of Non-Current Assets	–	9,227	–	–	9,227
Other Income/(Expenditure)	(1)	1	–	(11,214)	(11,214)
Transfer Between Reserves	268	(268)	–	–	–
Balance at 31 March 2023	54,994	88,301	169	64,715	208,179
Grant In Aid Received	102,456	–	–	–	102,456
(Expenditure) for the Year	(104,301)	–	(111)	–	(104,412)
Net Gain on Revaluation of Non-Current Assets	–	3,355	–	–	3,355
Other Income	(3)	1	–	(13,954)	(13,956)
Transfer Between Reserves	1,111	(1,111)	–	–	–
Balance at 31 March 2024	54,257	90,546	58	50,761	195,622

The General Reserve records all changes in financial resources for the year, except for those recorded in other reserves.

The Revaluation Reserve reflects the gain or loss on the revaluation of assets, both tangible and intangible, other than donated assets. Each year, an amount equal to the excess annual depreciation from the revaluation reserve is transferred to the General Fund, which makes sure that by the time the asset is fully depreciated there is no residual balance associated with the asset in the Revaluation Reserve.

Earmarked Reserve are funds which are set aside for specific projects, initiatives, or expenditures.

Financial Asset Reserve are the accumulated fair value movements of the investment in subsidiaries.

Section 4 – Notes to Financial Statements form part of the financial statements.

SECTION 4

NOTES TO FINANCIAL STATEMENTS



The wildflower meadow in front of the Main Mill at Shrewsbury Flaxmill Maltings.

4. NOTES TO FINANCIAL STATEMENTS

1 Statement of Accounting Policies

a) Accounting Convention

Historic England is required to prepare a statement of accounts under the National Heritage Act 1983, in the form and basis directed by the Secretary of State for DCMS. In accordance with the accounts direction issued by the Secretary of State for DCMS, the accounts are prepared in accordance with the 2023–24 Government Financial Reporting Manual (FReM) issued by HM Treasury.

The accounting policies contained in the FReM apply International Financial Reporting Standards (IFRS), as adapted and interpreted for the public sector context.

Where the FReM permits a choice of accounting policy, the accounting policy which is judged to be most appropriate to the particular circumstances of the Historic England group for the purpose of giving a true and fair view has been selected. The particular policies adopted by the Historic England group are described below and a chart illustrating the group structure and reporting groups is included overleaf. They have been applied consistently in dealing with items that are considered material to the accounts.

The financial statements have been prepared in sterling, which is the functional currency of the company. Monetary amounts in these financial statements are rounded to the nearest £'000.

The financial statements have been prepared under the historical cost convention, modified for the revaluation of property, plant and machinery, IT equipment, furniture and fittings, intangible assets, right of use assets, heritage assets and investment assets where material.

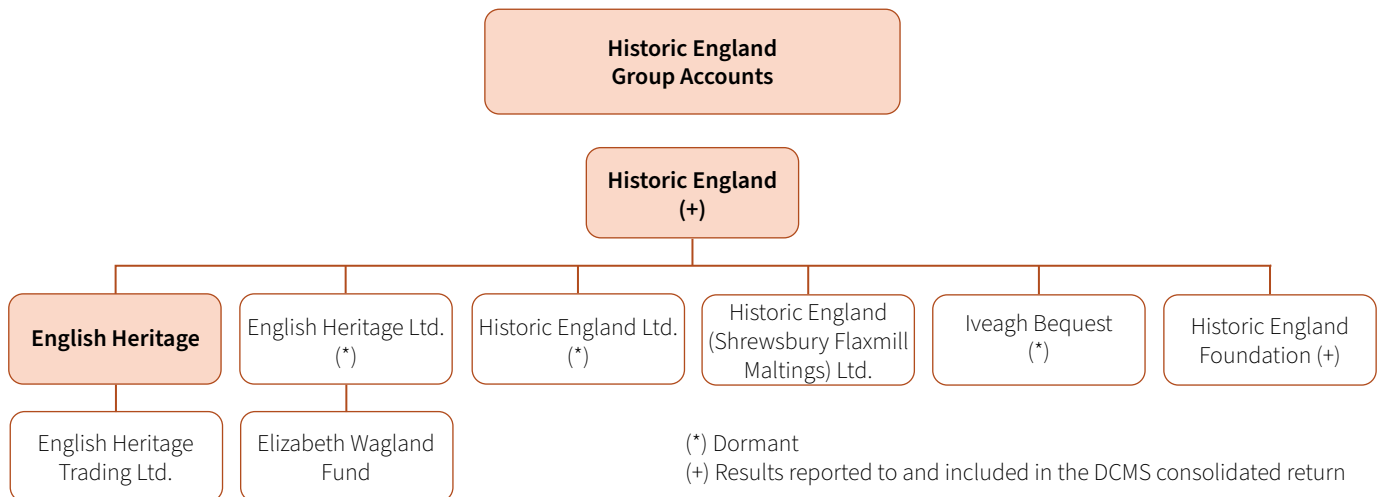
b) Group Structure

The National Heritage Act 1983 requires Historic England to prepare a statement of accounts. Historic England interprets this to mean that parent-only accounts should be provided. In addition, the consolidation requirements of IFRS 10 result in the consolidation of English Heritage, Historic England Foundation and Historic England (Shrewsbury Flaxmill Maltings) Ltd, as set out below. The financial statements and notes therefore include presentation of both parent-only and consolidated group figures.

The group structure is detailed in the foreword to these accounts.

HBMCE (trading as Historic England) is the sole member of The English Heritage Trust (trading as English Heritage), which has been consolidated from 12 December 2014, when it became part of the Historic England group. English Heritage Trading Limited, a subsidiary undertaking of English Heritage, continued trading throughout the year ended 31 March 2023 and is also consolidated.

The Historic England Foundation was incorporated on 16th January 2017 and is a charitable subsidiary of Historic England and is consolidated. Historic England (Shrewsbury Flaxmill Maltings) Ltd was incorporated on 14th March 2022 and is a trading subsidiary of Historic England. Elizabeth Wagland Fund was registered on 28 March 2013 and is a charitable subsidiary of English Heritage.



c) Impact of New or Updated Financial Report Standards and Interpretations

Historic England Group will apply IFRS 17 for the first time on 1 April 2025 in line with HM Treasury in the Government Financial Reporting Manual. This standard will bring changes to the accounting for insurance and re-insurance contracts is not expected to impact on the Historic England consolidated financial statements.

There are no other new or updated standards and interpretations that impact the financial statements of Historic England or the group in the current financial year.

Historic England earns income from admission fees and from retail sales in gift shops. These transaction streams are recognised at the point in time when the goods and services are transferred to the recipient (that is, when the item, advice or admission is provided to the customer). Billing is concurrent with the recognition of income, and no significant contract assets or liabilities arise.

Historic England earns shared service income for the provision of finance services to customers, including DCMS and EHT. Income is recognised over time, as the services are provided. The services are billed quarterly, and no significant contract assets or liabilities arise.

d) Value Added Tax

Income is shown net of Value Added Tax. Expenditure (both revenue and capital) for Historic England and the group is shown inclusive of any non-recoverable VAT incurred.

English Heritage, English Heritage Trading Limited and Historic England (Shrewsbury Flaxmill Maltings) Limited are members of the Historic England VAT group. Historic England Foundation is not part of the VAT group and is not registered for VAT. Therefore, all expenditure in that company is shown inclusive of VAT.

English Heritage earns income from membership fees, which are recognised over time, reflecting the period over which the benefits are provided to the member. Annual memberships are recognised over 1 year and lifetime memberships are recognised over 10 years. All membership fees are payable in advance, and are recognised as deferred income until recognised in income. Surveys of life members, and analysis of available data, indicate that life members enjoy the majority of their membership benefits in the first ten years of their arrangement, and management considers ten years to be the relevant period over which to recognise life membership income.

e) Revenue from Contracts with Customers

Historic England earns income from sales of digital assets (e.g. photographs) and from providing planning advice to applicants for planning permission on listed buildings. English Heritage

All income is earned under contracts that have a single performance obligation, and no allocation of transaction prices between performance obligations is required.

The transaction price is determined as the price as set out in the contract or sale transaction. No variable or non-cash considerations, significant financing components or any other estimates/judgements are included in any income contract arrangements.

HE and its Group is not liable for costs relating to warranties, returns or refunds on any sales, and no estimate of the value of any such liabilities is required.

f) Government Grant In Aid Receivable

Parliamentary grant is voted to meet Historic England's cash payments falling due during the financial year.

Government Grant In Aid received from DCMS is credited to the General Reserve within the Statement of Changes in Taxpayers' Equity upon receipt of funds. Historic England receives Grant In Aid funding from DCMS periodically throughout the year and it is accounted for on a cash basis.

The 2021 Spending Review confirmed the baseline and uplift Government grant funding for Historic England until 31 March 2025, subject to annual business planning as well as savings and efficiency directives.

g) Other Grants Receivable

Other grants receivable are recognised in the Statement of Comprehensive Net Expenditure when the conditions of the grant have been fulfilled and the grant is claimable. If such a grant is subject to a condition, the grant will be deferred until such time as the condition has been fulfilled.

h) Grants Payable

Grants payable to individuals and bodies by Historic England in accordance with its statutory powers and duties are recognised when the criteria for a constructive obligation are met, payment is probable, values can be measured reliably and there are no conditions attached to its payment that limit its recognition.

Where grant awards have not been paid out in full at year end, an accrual is made to reflect the remaining grant payable.

Where grants are paid in advance, a prepayment is recognised and released to expenditure when the criteria for a constructive obligation are met.

i) Intangible Assets

Licences to use software purchased from third parties with a life of more than one year are shown on the Statement of Financial Position as Non-Current intangible assets and amortised over the life of the licence or the life of the related asset where there is no licence expiry date.

Annual licences to use software are charged to the Statement of Comprehensive Net Expenditure as they are incurred.

Systems development is capitalised and amortised over its useful economic life.

Expenditure on developing the brands is charged to the Statement of Comprehensive Net Expenditure as it is incurred.

j) Property, Plant and Equipment

Operational Land & Buildings and Dwellings

Land and buildings owned by, or in the guardianship of, the Historic England group are treated as non-current assets in accordance with the FReM and are classified as either:

- Pure heritage (non-operational heritage);
- Operational (heritage); or
- Operational (non-heritage).

The policy on heritage assets is disclosed at note 11.

Operational (heritage) land and buildings, which, in addition to being held by the Historic England group in pursuit of its overall objectives, are also used for revenue generating or other non-heritage purposes, are professionally valued and held on the Statement of Financial Position within Heritage Assets.

Operational (non-heritage) land and buildings are professionally valued and held on the Statement of Financial Position within Property, Plant and Equipment.

Mixed use buildings are classified according to the majority use. This is an area of judgement: if <50% it will be pure Heritage and if >50% then it is

operational Heritage and is subject to revaluation. Classification and valuations of vacant properties are informed by the type of building and its intended future use.

With the exception of major refurbishments and items with a net book value of less than £50,000, all operational land and buildings held on the Statement of Financial Position are subject to a full professional valuation every five years. Major refurbishments are not separately valued, as they are indistinguishable from the underlying asset, but they are depreciated over a shorter useful economic life than the underlying asset.

Assets with a value of less than £50,000 are revalued each year with reference to relevant indices published by the Building Cost Information Service as at 31 March. A full quinquennial revaluation of assets with a value more than £50,000 was undertaken as at 31 March 2021 by the following professionally qualified external valuers: Avison Young (UK) Limited and Powis Hughes. All valuations have been performed in accordance with Royal Institute of Chartered Surveyors 'Red Book' principles.

The values of the land and buildings held as property, plant and equipment are reviewed annually using relevant indices published by the Building Cost Information Service as at 31 March.

The professional valuations are obtained on different asset types and uses. The market approaches to support the 2020–21 quinquennial valuation were provided on different bases depending on asset type.

The valuation approaches include market value, income basis, Depreciated Replacement Cost and IFRS16 valuations.

Management considers that the valuations provided are an appropriate basis on which to determine the property's fair value at the date of reporting.

The valuation approach is selected on an asset by asset basis, rather than by asset class. This approach is taken to ensure a reliable valuation is obtained.

Where possible, assets are valued at fair value. Where there is no available market information due to the specialised nature of the asset, depreciated replacement cost valuation is used. The specialised nature may be a result of the size or location of the assets. A depreciated replacement cost valuation represents the current cost of replacing an asset with a 'like for like' equivalent asset less deductions for physical deterioration and all relevant forms of obsolescence and optimisation. Assets that are valued using the depreciated replacement cost approach include visitor centres.

Any unrealised gain on revaluation at the Statement of Financial Position date is taken directly to the Revaluation Reserve unless the revaluation gain reverses an impairment on the same asset previously recognised as an expense. In such a case, gains are first credited to the Statement of Comprehensive Net Expenditure to the extent that the gain reverses a loss previously recognised.

Unrealised losses at the date of the Statement of Financial Position are written off against the proportion of the credit balance on the reserve which relates to the assets concerned. Any other unrealised losses are charged to the Statement of Comprehensive Net Expenditure.

Plant & Machinery, Information Systems and Furniture & Fittings

Plant and machinery, information systems equipment and furniture and fittings are initially recorded in the Statement of Financial Position at cost.

When deciding whether or not to treat expenditure as a non-current asset, HE Group uses three de minimis thresholds:

- £10,000: for the purchase of a separately identifiable asset which will be used by HE
- £50,000: when it relates to a capital project
- £5,000: when it relates to a heritage capital improvements

Our policy is to capitalise subsequent expenditure on the Statement of Financial Position if the expenditure enhances the economic

benefits of the asset and it is over the initial capitalisation threshold.

These assets are reviewed annually to ensure that the carrying value remains appropriate. Revaluation and impairment adjustments are re-accounted for in line with Historic England’s accounting policy, as described above.

The values of the assets are reviewed annually using the relevant producer price indices published by the Office for National Statistics as at 31 March. Unrealised gains and losses are accounted for in line with Historic England’s accounting policy, as described above.

Assets Under Construction

Assets under construction comprise expenditure on the creation or enhancement of Non-Current Assets not brought into use at the Statement of Financial Position date. Reclassifications are made from assets under construction to the relevant category of non-current assets when the asset is available to be brought into use.

k) Rights of Use Assets

Historic England group recognises a right of use asset at the commencement date of the corresponding lease. The right of use asset is initially measured at cost, which comprises the initial amount of the lease liability adjusted for initial direct costs, prepayments or incentives, and costs related to restoration at the end of a lease.

The right of use assets are subsequently measured at either fair value or current value in existing use in line with property, plant and equipment assets. The cost measurement model in IFRS 16 is used as an appropriate proxy for current value in existing use or fair value for the majority of leases (consistent with the principles for subsequent measurement of property, plant and equipment) except for those which meet one of the following:

- A longer-term lease that has no provisions to update lease payments for market conditions or if there is a significant period of time between those updates; and
- The fair value or current value in existing use of the underlying asset is likely to fluctuate significantly due to changes in market prices.

The fair value for right of use assets represents the full replacement cost of the right of use asset. The RICS guidance advises that the right of use asset valuation should reflect the current market rental value that could be achieved for the existing use of the right of use asset, over the full remaining lease term. The right of use valuation assumes that Historic England requires the use of the entire right of use asset.

The right of use assets are depreciated using the straight line method from the commencement date to the earlier of the end of the useful life of the right of use asset or the end of the lease term. The estimated useful lives of the right of use assets are determined on the same basis of those of property, plant and equipment assets.

Historic England group applies IAS 36 Impairment of Assets to determine whether the right of use asset is impaired. These assets are reviewed annually to ensure that the carrying value remains appropriate. Impairment losses at the date of the Statement of Financial Position are written off against the proportion of the credit balance on the revaluation reserve which relates to the assets concerned. Any other unrealised losses are charged to the Statement of Comprehensive Net Expenditure.

l) Heritage Assets

Historic England’s heritage assets are assets of historical and cultural importance. The heritage assets are held and maintained for their contribution to knowledge and culture and to advance Historic England’s overall objectives in relation to the preservation of ancient monuments and historic buildings in England. Historic England’s heritage assets are categorised as follows and accounted for in accordance with the FReM:

- Land and Buildings: Pure Heritage
- Land and Buildings: Operational Heritage
- Dwellings: Pure Heritage
- Dwellings: Operational Heritage
- Artefacts & Archives.

Recognition and measurement

Historic England recognise heritage assets in accordance with the FReM.

Heritage assets acquired prior to 1 April 2001 are not recognised in the Statement of Financial Position due to the difficulty of obtaining a reliable valuation or cost and that, even if valuations could be obtained, the costs would be onerous compared with the additional benefits derived by Historic England and the users of the accounts. This is because of the diverse nature of the assets held, the number of assets held and the lack of comparable market values.

Pure heritage asset acquisitions made by purchase or donation after 1 April 2021, in excess of the capitalisation threshold of £10,000, have been capitalised at cost or, where donated, at market value at the time of acquisition. These assets are subsequently held at cost and are not revalued.

As disclosed in note 1m, donations do not include assets accepted in lieu of tax.

Operational heritage assets are those which, in addition to being held by Historic England in pursuit of its overall objectives, are also used for revenue generating or other non-heritage purposes. These assets are professionally valued and held on the Statement of Financial Position as reported in note 1j and are disclosed as Heritage Assets.

Expenditure which, in Historic England's view, is required to preserve or clearly prevent further deterioration of heritage assets is recognised in the Statement of Comprehensive Net Expenditure as it is incurred.

Depreciation and impairment

When a heritage asset is capitalised in the Statement of Financial Position, depreciation is not required on heritage assets which have indefinite lives.

No material depreciation arises on operational heritage assets, as the lives of the assets are considered to be so long and their residual values to be high enough to ensure that any annual depreciation is immaterial.

The carrying amounts of heritage assets capitalised in the Statement of Financial Position are reviewed annually for impairment indicators in line with IAS 36 'Impairment of Assets'.

Further information on the acquisition, disposal, management and preservation of Historic England's heritage assets is given in notes 18 and 19.

m) Donated Assets

Assets donated by third parties, either by gift of the asset or by way of funds for the asset, will be treated as non-current assets and held at current value on receipt.

In line with the Government FReM, donations do not include assets accepted in lieu of tax. Assets accepted in lieu of tax should be accounted for in accordance with IAS 16 in the same way as other assets of that general type and therefore recognised at cost (£nil). On recognition, assets donated in lieu of tax will be revalued to fair value in the same way as other non-current assets.

n) Depreciation and Amortisation

Depreciation is provided on property, plant and equipment (note 16) (excluding land and assets under construction), and amortisation is provided on intangible assets (note 15), in equal amounts each year in order to write down their cost to their estimated residual value over their anticipated useful economic lives. These are as follows:

Intangible Assets

Software licences	2–10 years
Systems development	4–10 years

Property, Plant and Equipment

Non-heritage buildings and gardens	
– Dwellings	50 years
– Other brick/stone buildings	50 years
– Non brick/stone buildings	20–40 years
– Paths, car parks, playgrounds	20–25 years
– Gardens	20–50 years

Refurbishments

– Shop/café/holiday cottage refurbishment, infrastructure	10–20 years
– Exhibitions and interpretations	5–20 years

Plant and machinery	5–25 years
IT	3–10 years
Furniture and fittings, vehicles	5–25 years

Operational heritage assets are professionally valued and held on the Statement of Financial Position within Heritage Assets. No material depreciation arises on operational heritage assets, as the lives of the assets are considered to be so long and their residual values to be high enough to ensure that any annual depreciation is immaterial.

Right of use assets held under leases are depreciated over the term of the relevant lease.

When considering anticipated useful economic lives, regard is given to the IAS 16 requirement to identify assets that have distinct major components with substantially different useful economic lives. Where such assets are identified, separate useful economic lives for component assets are considered.

o) Investments

Historic England recognises investments in subsidiaries to reflecting its interests in other bodies within the Historic England group. As permitted by IAS 27 – Separate financial statements, investments in subsidiaries are accounted for in accordance with IFRS 9. Historic England has elected to classify them as fair value through other comprehensive income, with the accumulated fair value movements recognised in the Financial Asset Reserve.

English Heritage holds investments in funds that are intended to produce a long-term return. These assets are classified as fair value through profit or loss. Asset transactions are recognised at the trade date. Net gains or losses are inclusive of interest.

Note 24 includes further details on the measurement of investments assets.

p) Inventories

Goods held for resale are stated at the lower of cost and net realisable value. Costs of internally produced publications for resale are written off over the first print run.

q) Leases

Historic England accounts for leases in line with IFRS 16

Historic England and its subsidiaries operate within the framework of common accounting policies across the Historic England group. Decisions made in Historic England and its subsidiaries are made within the framework of these common policies.

Historic England group has expanded the definition of a lease to include arrangements with nil consideration. Peppercorn leases are examples of these and these are defined by HM Treasury as lease payments significantly below market value. On initial recognition these assets are valued at fair value. Any differences between the lease liability and right of use asset for new leases after implementation of IFRS 16 are recorded as grant in kind income on the SoCNE.

Historic England group has elected not to recognise right of use assets and lease liabilities for the following leases:

- non-lease components of contracts where applicable;
- low value assets (these are determined to be in line with capitalisation thresholds on Property, Plant and Equipment); and
- leases with a lease term of 12 months or less.

At inception of a contract, Historic England group assesses whether a contract is, or contains, a lease. A contract is, or contains a lease, if the contract conveys the right to control the use of an identified asset for a period of time. This includes assets for which there is no consideration. To assess whether a contract conveys the right to control the use of an identified asset, Historic England group assesses whether:

- The contract involves the use of an identified asset;
- Historic England group has the right to obtain substantially all of the economic benefit from the use of the asset throughout the period of use; and

- Historic England group has the right to direct the use of the asset.

At inception or on reassessment of a contract that contains a lease component, Historic England group allocates the consideration in the contract to each lease component on the basis of the relative standalone prices.

As disclosed in our Significant Accounting Estimates and uncertainties policy (1v), Historic England group assesses whether it is reasonably certain to exercise break options or extension options at the lease commencement date and also reassesses this if there are significant events or changes in circumstances that were anticipated.

The Nature of The Lessee's Leasing Activities

Historic England's Leasing activities relate to offices, estates and vehicles. The most significant material offices are our headquarters in London and Swindon.

Right of Use Assets

Historic England group recognises a right of use asset and lease liability at the commencement date. Further information on the movements of Historic England's right of use assets is given in note 17.

Lease Liabilities

The lease liability is initially measured at the present value of the lease payments that are not paid at the commencement date, discounted using the interest rate implicit in the lease, or if that cannot be readily determined, the rate provided by HM Treasury. The HM Treasury discount rates were 3.51% in the 2023 calendar year and 4.72% for the 2024 calendar year.

The lease payment is measured at amortised cost using the effective interest method. It is remeasured when there is a change in future lease payments arising from a change in the index or rate, if there is a change in the group's estimates of the amount expected to be payable under a residual value guarantee, or if Historic England group changes its assessment of whether it will exercise a purchase, extension or termination option.

Lease payments included in the measurement of the lease liability comprise the following:

- Fixed payments, including in-substance fixed payments;
- Variable lease payments that depend on an index or a rate, initially measured using the index rate as at the commencement date;
- Amounts expected to be payable under a residual value guarantee; and
- The exercise price under a purchase option that the group is reasonably certain to exercise, lease payments in an optional renewal period if the group is reasonably certain to exercise an extension option, and penalties for early termination of a lease (unless the group is reasonably certain not to terminate early).

When the lease liability is remeasured, a corresponding adjustment is made to the right of use asset or recorded in the SoCNE if the carrying amount of the right of use asset is zero.

Historic England group presents right of use assets that don't meet the definition of investment properties per IAS 40 as right of use assets on the Statement of Financial Position. The lease liabilities are included within obligations under finance leases within current and non-current liabilities on the Statement of Financial Position.

The National Collection which is licensed to English Heritage Trust has not been recognised as an IFRS 16 lease, as it does not meet the definition of a lease and is an intercompany lease.

r) Cash and Cash Equivalents

Cash comprises cash on hand and on-demand deposits. Cash equivalents are investments with a short-term maturity of less than three months from the date of acquisition. Within English Heritage, cash that is surplus to immediate cash flow requirements is placed on deposit with a term of less than one year. Historic England does not hold any cash on deposit.

s) Pension Costs

Historic England is a member of the Principal Civil Service Pension Scheme (PCSPS). This is a multi-employer defined benefit scheme, for which Historic England is unable to identify its share of the underlying assets and liabilities. In accordance with the FReM, Historic England accounts for these as a defined contribution scheme. Historic England recognises contributions payable to defined contribution schemes as an expense in the year in which it is incurred, and the legal or constructive obligation is limited to the amount that it agrees to contribute to the fund.

Under the New Fair Deal policy, those employees who transferred to English Heritage are eligible to remain members of the Civil Service Pension Schemes under the terms of the Transfer of Undertakings (Protection of Employment) Regulations 2006. The scheme is closed to new members. Employees who have joined English Heritage since its launch on 1 April 2015 are entitled to join the English Heritage Group Personal Pension Plan ('the Plan') operated by Legal and General. This is a contract based, defined contribution (money purchase) scheme.

Historic England also operates a pension scheme for previous chairmen (pre-2000). The terms are set by analogy to the relevant civil service schemes. These schemes satisfy the requirements of applicable accounting standards (see Remuneration and Staff Report).

t) Segmental Reporting

The primary format used for segmental reporting is by expenditure type, as this reflects Historic England's internal management structure and reporting. Historic England's assets and liabilities are shared across the operating segments and consequently it is not possible to separately identify which segment they relate to, in line with the IFRS 8 exemption.

The segments reported reflect the management structure reported internally within Historic England on a monthly basis.

Historic England's reporting segments include:

- Regions Group
- Policy & Evidence
- Public Engagement
- Business Improvement
- Shrewsbury Flaxmill Maltings
- Corporate Services

The following group subsidiaries have been included as operating segments that are consolidated into Historic England group results:

- English Heritage Trust
- Historic England Foundation
- Historic England (Shrewsbury Flaxmill Maltings) Ltd

Regions Group helps people and communities across England to care for, understand and enjoy the historic environment and create great places to live and work.

Policy & Evidence's role is to provide expert specialist advice to Historic England staff, Commission and Committees, Government, the sector and other national stakeholders on all matters relating to the protection, management, understanding and enjoyment of England's historic environment. This advice will be underpinned by robust evidence, including first-rate research and development, ensuring Historic England is widely regarded as the sector leader with a reputation for excellence in all that we do.

Public Engagement inspires and enables our audiences to understand, enjoy and look after the historic environment, to secure public support for, and investment in, Historic England and its mission.

Business Improvement enables Historic England to maximise its public value.

Shrewsbury Flaxmill Maltings is a material project being undertaken by Historic England to regenerate a Grade I listed mill and the associated buildings and surrounding site.

Corporate Services delivers high-quality and cost-effective support services to our customers, enabling them to care for England's historic environment as effectively as possible.

u) Significant Accounting Estimates and Judgements

Critical accounting estimates and judgements

The preparation of the Historic England group accounts requires management to make judgements, estimates and assumptions that affect the reported amounts of assets, liabilities, income and expenditure. The resulting accounting estimates will, by definition, seldom equal the related actual results. Revisions to accounting estimates are recognised in the period in which the estimate is revised if the revision affects only that period, or in the period of the revision and future periods if the revision affects both current and future periods. The estimates and assumptions that have a significant risk of causing a material adjustment to the carrying amounts of assets and liabilities within the next financial year are addressed below.

Key sources of estimation, uncertainty and judgements made in applying accounting policies exist in estimations of the stage of completion in calculating grant accruals, deferred membership income, valuation of non-current assets, and lease extension options.

Valuation of non-current assets

The value of the group's property, plant and equipment, right of use assets and intangibles is estimated based on the period over which the assets are expected to be available for use. Such estimation is based on experience with similar assets. The estimated useful life of each asset is reviewed periodically and updated if expectations differ from previous estimates due to physical wear and tear, technical or commercial obsolescence or legal or other limits on the use of an asset. The professional valuations are selected on an asset by asset basis, rather than by asset class. This approach is taken to ensure a reliable valuation is obtained.

Operational heritage assets are not depreciated. Historic England estimates that the useful economic lives of operational heritage assets

are significantly long to ensure that depreciation is immaterial.

The Group's Indexation Policy is to perform a quinquennial valuation supplemented by annual indexation. The indices are reviewed each year by management to ensure they remain appropriate.

Deferred membership Income

Annual income received from Members is recognised in the SOCITE over the period to which the membership relates.

Life membership subscriptions received are credited to the Group's Statement of Financial Position and released to the SOCITE in ten equal annual instalments.

Lease Extension options

At lease commencement Historic England group makes a decision as to whether we are reasonably certain to be exercising break clauses and extension options. This estimate impacts the length of the lease term, impacting the lease liabilities and right of use assets. This is reviewed if there is a significant event or significant change of circumstances.

v) Preparation of the Accounts on a Going Concern Basis

In adopting the going concern basis for preparing the financial statements, the Commissioners have considered the activities and principal risks set out in the Governance Statement. The Commissioners have reviewed the latest financial forecasts and are satisfied that Historic England continues to adopt the going concern basis in preparing its financial statements. The 2021 Spending Review confirmed our Grant In Aid income up to 31 March 2025. A spending review process for 2025–26 and beyond has not yet been announced but as Historic England is a body created through the National Heritage Act 1983, its ongoing activities are assured through statute.

The new Property Licence and Operating Agreement (the Property Licence), under which the English Heritage Trust care for the National Heritage Collection, has been agreed in July 2024 for a 10-year term from April 2025, so that they continue

to conserve the Collection for future generations. In addition the Trustees of The English Heritage Trust and Directors of English Heritage Trading Limited have reviewed the latest financial forecasts and are satisfied that these demonstrate the Trust remains a going concern. Based on this evidence we consider that it remains appropriate for both entities to adopt the going concern basis in preparing their financial statements and hence it is appropriate for the Historic England group accounts to be prepared on a going concern basis.

2 Statement of Operating Expenditure by Operating Segment

Due to the nature of Historic England's business, assets and liabilities are not managed on a sector basis and consequently no allocation of assets and liabilities are made to individual operating segments.

a) Regions Group

	2023-2024		2022-2023	
	Historic England £'000	Group £'000	Historic England £'000	Group £'000
Income				
Revenue from Contracts with Customers	1,180	1,181	997	997
Other Operating Income	122	122	688	688
Total Income	1,302	1,303	1,685	1,685
Expenditure				
Grants	(26,487)	(26,487)	(40,309)	(40,309)
Staff Costs	(18,409)	(18,409)	(16,584)	(16,584)
Running Costs	(637)	(637)	(1,009)	(843)
Commercial Activities' Costs	(26)	(26)	(12)	(12)
Other Expenditure	(630)	(630)	(513)	(513)
Total Expenditure	(46,189)	(46,189)	(58,427)	(58,261)
Regions Group Net Expenditure	(44,887)	(44,886)	(56,742)	(56,576)

Income has been received from Enhanced Advisory Services, which include Service Level Agreements and funding from other public bodies for specific project works. Expenditure incurred includes grants being given and expenditure incurred on providing services for development advice, listing, partnerships and project work.

The High Street Heritage Action Zone grant scheme was wound down in 2023–24 and grant expenditure was reduced as a result.

b) Policy & Evidence

	2023-2024		2022-2023	
	Historic England £'000	Group £'000	Historic England £'000	Group £'000
Income				
Revenue from Contracts with Customers	1,232	240	1,153	308
Other Operating Income	1,433	1,121	1,989	1,895
Total Income	2,665	1,361	3,142	2,203
Expenditure				
Grants	(853)	(853)	(839)	(839)
Staff Costs	(11,724)	(11,723)	(11,971)	(11,971)
Running Costs	(2,556)	(2,443)	(1,797)	(1,797)
Commercial Activities' Costs	(151)	(151)	(194)	(194)
Depreciation, Amortisation and Impairment	(252)	(252)	(241)	(241)
Other Expenditure	(1,006)	(999)	(1,102)	(1,092)
Total Expenditure	(16,542)	(16,421)	(16,144)	(16,134)
Policy & Evidence Net Expenditure	(13,877)	(15,060)	(13,002)	(13,931)

Income comprises Service Level Agreement with the English Heritage Trust, grant income for research projects, fundraising income and course provision fees. Expenditure was incurred providing services for policy development, sector resilience and skills training, national specialist services, analytics and development economics.

c) Public Engagement

	2023-2024		2022-2023	
	Historic England £'000	Group £'000	Historic England £'000	Group £'000
Income				
Revenue from Contracts with Customers	299	247	282	257
Other Operating Income	1,475	1,475	1,534	1,534
Total Income	1,774	1,722	1,816	1,791
Expenditure				
Grants	(1,603)	(1,603)	(2,549)	(2,549)
Staff Costs	(7,255)	(7,255)	(6,491)	(6,491)
Running Costs	(1,552)	(1,552)	(1,179)	(1,179)
Commercial Activities' Costs	(288)	(288)	(272)	(272)
Depreciation, Amortisation and Impairment	(209)	(209)	(292)	(292)
Other Expenditure	(482)	(482)	(346)	(345)
Total Expenditure	(11,389)	(11,389)	(11,129)	(11,128)
Public Engagement Net Expenditure	(9,615)	(9,667)	(9,313)	(9,337)

Income has been received from a combination of grant income for research projects, archive services and the Service Level Agreement with the English Heritage Trust. Expenditure was incurred providing archive services, communications and marketing functions.

d) Business Improvement

	2023-2024		2022-2023	
	Historic England £'000	Group £'000	Historic England £'000	Group £'000
Income				
Revenue from Contracts with Customers	159	123	123	38
Other Operating Income	47	47	221	221
Total Income	206	170	344	259
Expenditure				
Grants	(4,721)	(4,666)	(5,684)	(5,576)
Staff Costs	(3,805)	(3,805)	(3,404)	(3,404)
Running Costs	(389)	(389)	(792)	(792)
Commercial Activities' Costs	(27)	(27)	(2)	(2)
Depreciation, Amortisation and Impairment	(28)	(28)	(28)	(28)
Other Expenditure	(264)	(264)	(224)	(224)
Total Expenditure	(9,234)	(9,179)	(10,134)	(10,026)
Business Improvement Net Expenditure	(9,028)	(9,009)	(9,790)	(9,767)

Revenue relates to outward secondments of staff, fundraising and grants. The majority of expenditure was on the provision of grants, with the remainder of the expenditure supporting projects, process improvement, fundraising, corporate planning and organisational development.

e) Shrewsbury Flaxmill Maltings

	2023-2024		2022-2023	
	Historic England £'000	Group £'000	Historic England £'000	Group £'000
Income				
Revenue from Contracts with Customers	25	87	1	38
Earned Income	29	29	–	
Other Operating Income	19	(25)	1,537	1,336
Total Income	73	91	1,538	1,374
Expenditure				
Grants	–	–	(55)	(41)
Staff Costs	(209)	(367)	(282)	(330)
Running Costs	(614)	(692)	(917)	(928)
Commercial Activities' Costs	–	(8)	(16)	(22)
Depreciation, Amortisation and Impairment	(940)	(940)	(950)	(950)
Other Expenditure	(19)	(58)	(49)	(80)
Subsidy Expenditure	(197)	–	–	–
Total Expenditure	(1,979)	(2,065)	(2,269)	(2,351)
Shrewsbury Flaxmill Maltings Net Income/(Expenditure)	(1,906)	(1,974)	(731)	(977)

During 2022–23 Historic England (Shrewsbury Flaxmill Maltings) Ltd opened to the public and began providing services to visitors to Shrewsbury Flaxmill Maltings. The trading results of the subsidiary are included in the group results.

During 2023–24 Historic England (Shrewsbury Flaxmill Maltings) Ltd began renting out office space and generating Earned Income.

During 2023–24 Historic England (Shrewsbury Flaxmill Maltings) Ltd was trading at a loss; Historic England provided a £197k subsidy to maintain cash reserves.

f) Corporate Services

	2023-2024		2022-2023	
	Historic England £'000	Group £'000	Historic England £'000	Group £'000
Income				
Revenue from Contracts with Customers	7,790	660	7,892	646
Earned Income	533	533	457	457
Other Operating Income	631	140	1,735	1,735
Total Income	8,954	1,333	10,084	2,838
Expenditure				
Grants	(20)	(20)	(505)	–
Staff Costs	(12,265)	(12,240)	(9,575)	(9,377)
Running Costs	(11,115)	(10,761)	(10,557)	(10,823)
Subsidy Expenditure	(891)	–	(1,233)	–
Commercial Activities' Costs	(19)	(19)	(2)	(2)
Depreciation, Amortisation and Impairment	(7,117)	(7,117)	(6,609)	(6,609)
Other Expenditure	(1,373)	(1,374)	(1,126)	(1,074)
Total Expenditure	(32,800)	(31,531)	(29,607)	(27,885)
Financing				
Finance Costs	(1,253)	(1,253)	(1,286)	(1,286)
Net Finance Cost	(1,253)	(1,253)	(1,286)	(1,286)
Corporate Services Net Expenditure	(25,099)	(31,451)	(20,809)	(26,333)

Revenue comprises Service Level Agreement income from the English Heritage Trust as well as the provision of finance services to DCMS and BDUK. The expenditure incurred included the provision of central services and the cost of running the offices. Subsidy expenditure was paid to the English Heritage Trust for pension contributions to staff in the Civil Service Pension scheme who were part of a TUPE of staff as part of the New Model agreement.

During 2022–23 a £0.5m grant was received and paid to English Heritage alongside the Thornborough Henge heritage asset donation, to help manage the site.

g) The English Heritage Trust

	2023-2024		2022-2023	
	Historic England £'000	Group £'000	Historic England £'000	Group £'000
Income				
Revenue from Contracts with Customers	-	126,928	-	111,955
Earned Income	-	2,108	-	2,160
Other Operating Income	-	14,821	-	15,979
Income from Investments	-	50	-	-
Total Income	-	143,907	-	130,094
Expenditure				
Grants	-	(183)	-	(236)
Staff Costs	-	(60,494)	-	(53,585)
Running Costs	-	(54,273)	-	(52,752)
Commercial Activities' Costs	-	(16,623)	-	(14,749)
Depreciation, Amortisation and Impairment	-	(9,145)	-	(6,878)
Other Expenditure	-	(10,414)	-	(9,380)
Total Expenditure	-	(151,132)	-	(137,580)
Financing				
Finance Costs	-	(241)	-	(246)
Net Finance Income/(Cost)	-	(241)	-	(246)
Net Gain/ (Loss) on Investments	-	260	-	-
The English Heritage Trust Net Income/(Expenditure)	-	(7,206)	-	(7,732)

The English Heritage Trust expenditure represents the costs incurred by English Heritage that have been consolidated into the group accounts.

h) Historic England Foundation

	2023-2024		2022-2023	
	Historic England £'000	Group £'000	Historic England £'000	Group £'000
Income				
Other Operating Income	-	355	-	1,496
Total Income	-	355	-	1,496
Expenditure				
Depreciation, Amortisation and Impairment	-	(14)	-	(14)
Other Expenditure	-	(20)	-	(15)
Total Expenditure	-	(34)	-	(29)
Historic England Foundation Net Income/(Expenditure)	-	321	-	1,467

The balances included for The Historic England Foundation represent the values consolidated into the Group accounts. Note 31d provides the full financial results for the organisation for the year, prior to consolidation.

i) Reconciliation between Operating Segments and SoCNE

	2023-2024		2022-2023	
	Historic England £'000	Group £'000	Historic England £'000	Group £'000
Regions Group	(44,887)	(44,886)	(56,742)	(56,576)
Policy & Evidence	(13,877)	(15,060)	(13,002)	(13,931)
Public Engagement	(9,615)	(9,667)	(9,313)	(9,337)
Business Improvement	(9,028)	(9,009)	(9,790)	(9,767)
Shrewsbury Flaxmill Maltings	(1,906)	(1,974)	(731)	(977)
Corporate Services	(25,099)	(31,451)	(20,809)	(26,333)
The English Heritage Trust	–	(7,206)	–	(7,732)
Historic England Foundation	–	321	–	1,467
Total Net Expenditure per the Statement of Comprehensive Net Expenditure	(104,412)	(118,932)	(110,387)	(123,186)

3 Revenue from Contracts with Customers

	2023-2024		2022-2023	
	Historic England £'000	Group £'000	Historic England £'000	Group £'000
Shared Service Income	8,378	618	7,490	583
Admission Income	–	40,023	–	32,501
Advertising and Licencing	–	560	–	524
Archive and Lecture Fees	299	286	316	301
Commercial Sales Income	35	31,284	58	27,143
Enhanced Advisory Services	775	775	872	872
Hospitality and Events	3	2,267	1	2,738
Membership Income	–	51,434	–	48,527
Other Revenue	1,195	2,219	1,711	1,050
Total Revenue from Contracts with Customers	10,685	129,466	10,448	114,239

4 Earned Income

	2023-2024		2022-2023	
	Historic England £'000	Group £'000	Historic England £'000	Group £'000
Other Earned Income	–	58	–	39
Commission	–	687	–	680
Rents	562	1,925	457	1,898
Total Earned Income	562	2,670	457	2,617

5 Other Operating Income

	2023-2024		2022-2023	
	Historic England £'000	Group £'000	Historic England £'000	Group £'000
Grants Receivable				
National Lottery Heritage Fund Grants	972	2,709	2,611	5,352
European Union Grants	–	73	–	448
Other Grants	1,905	3,489	3,863	7,447
Total Grants Receivable	2,877	6,271	6,474	13,247
Donations and Sponsorship	847	6,332	1,230	6,335
Other Operating Income	3	3,161	–	4,397
Interest Receivable	–	2,292	–	905
Total Other Operating Income	3,727	18,056	7,704	24,884

During 2023–24 and in line with the Service Level Agreement, English Heritage Trust donated their 2023–24 land purchases to Historic England. The donated land consists of the remaining Thornborough Henge (£192,000) and land at Kenilworth (£274,000) to be included in Historic England's national collection.

During 2022–23 Thornborough Henges (£1,200,000) and land at Farleigh Hungerford (£30,000) were donated to Historic England's national collection.

6 Income from Investments

	2023-2024		2022-2023	
	Historic England £'000	Group £'000	Historic England £'000	Group £'000
Income from Investments				
Income from Investments	–	50	–	–
Income from Investments	–	50	–	–

7 Grants

	2023-2024		2022-2023	
	Historic England £'000	Group £'000	Historic England £'000	Group £'000
Buildings and Monuments	7,286	7,359	8,478	8,554
Capacity Building	3,663	3,664	2,505	2,505
Conservation Areas	16,765	16,792	31,493	31,589
Historic Environment	3,048	3,048	3,169	3,157
Management Agreements	149	149	180	180
Maritime	177	177	93	93
Philanthropic	80	80	134	11
Government	1,617	1,617	2,444	2,444
Independent Research Organisation	899	899	941	941
Other	–	27	504	76
Total Grants	33,684	33,812	49,941	49,550

The reduction in grant expenditure in the year was due to reduced spend on the High Street Heritage Action Zone grant scheme as the scheme completed in March 2024.

8 Running Costs

	2023-2024		2022-2023	
	Historic England £'000	Group £'000	Historic England £'000	Group £'000
IT Equipment and Services	6,937	9,824	6,123	8,863
Marketing and Branding	842	14,653	640	13,679
Monument Works and Maintenance	–	6,229	–	5,784
Office Rent and Charges	1,236	1,914	906	1,416
Other Office Costs	530	517	478	361
Site Maintenance	1,462	20,319	1,526	22,585
Technical Advice	4,926	11,470	5,566	10,443
Utilities	902	4,351	782	4,700
Lease Payments	28	1,470	230	1,283
Total Running Costs	16,863	70,747	16,251	69,114

9 Commercial Activities' Costs

	2023-2024		2022-2023	
	Historic England £'000	Group £'000	Historic England £'000	Group £'000
Cost of Sales	61	12,714	94	11,019
Event Production	450	4,092	404	4,201
Inventory Provision Expense	–	54	–	(185)
Inventory Write-Off	–	282	–	218
Total Commercial Activities' Costs	511	17,142	498	15,253

10 Other Expenditure

	2023-2024		2022-2023	
	Historic England £'000	Group £'000	Historic England £'000	Group £'000
Administrative Costs	382	2,678	176	2,282
Audit Fee	98	229	85	191
Operational Costs	1,994	7,625	1,764	6,693
Other	302	1,172	407	1,481
(Gain)/Loss on Disposal on Non-Current Assets	–	8	31	17
Staff Related Costs	998	2,529	897	2,059
Total Other Expenditure	3,774	14,241	3,360	12,723

11 Taxation

Historic England enjoys the status of a charity for taxation purposes. No taxation liability is expected on its operations for the year ended 31 March 2024 (2023: nil). English Heritage, as a registered charity, is entitled to certain tax exemptions on income and surpluses on any trading activities carried out in furtherance of the Charity's primary objectives.

Subject to having sufficient distributable reserves, English Heritage Trading Limited will make gift aid donations of its distributable profits to its Parent Charity, within 9 months of the financial year end.

12 Auditor's Fees

	2023-2024 Group £'000	2022-2023 Group £'000
Auditor's remuneration and expenses for statutory audit work:		
Historic England	98	85
The English Heritage Trust	94	84
English Heritage Trading Limited	17	15
Historic England Foundation	10	7
Total Auditor's Fees for the Financial Year	219	191

During the year no member of the Historic England group purchased any non-audit services from its auditor, the National Audit Office (2022–2023: nil).

13 Staff Costs

Group	2023-2024			2022-2023		
	Capital £'000	Revenue £'000	Total £'000	Capital £'000	Revenue £'000	Total £'000
Wages and Salaries	1,040	89,252	90,292	1,415	79,278	80,693
Social Security Costs	65	8,639	8,704	74	7,641	7,715
Pension Costs	106	14,649	14,755	140	13,607	13,747
Redundancy and Severance Costs	–	300	300	–	267	267
Agency Staff Costs	–	1,347	1,347	–	949	949
Inwards Secondment Staff	–	106	106	–	–	–
Total Employee Costs	1,211	114,293	115,504	1,629	101,742	103,371

Historic England	2023-2024			2022-2023		
	Capital £'000	Revenue £'000	Total £'000	Capital £'000	Revenue £'000	Total £'000
Wages and Salaries	338	38,839	39,177	455	34,795	35,250
Social Security Costs	40	4,070	4,110	53	3,900	3,953
Pension Costs	88	9,899	9,987	123	9,223	9,346
Redundancy and Severance Costs	–	246	246	–	67	67
Agency Staff Costs	267	507	774	–	322	322
Inwards Secondment staff	–	106	106	–	–	–
Total Employee Costs	733	53,667	54,400	631	48,307	48,938

Further information on staff costs is available in the Remuneration and Staff Report.

14 Related Party Transactions and Connected Bodies

Historic England is sponsored by the Department for Culture, Media and Sport (DCMS) which is regarded as a related party.

There were material transactions with DCMS in respect of the receipt of Grant In Aid and finance shared service provision.

There were also material transactions with the following entities for which DCMS is regarded as the parent department:

Arts Council England	National Heritage Memorial Fund
BBC	National Maritime Museum
British Museum	The Natural History Museum
British Tourist Authority	Science Museum Group
Horniman Museum	Tate Gallery
Imperial War Museum	Wallace Collection

During the year Historic England had transactions with the following Government Departments and Central and Local Government Bodies:

Amber Valley Borough Council	Darlington Borough Council
Barnsley Metropolitan Borough Council	Dartmoor National Park Authority
Bath & North East Somerset Council	Department for Environment, Food and Rural Affairs
Bournemouth, Christchurch and Poole Council	Derbyshire County Council
Bedford Unitary Authority	Devon County Council
Blackburn with Darwen Borough Council	Dorset Council
Blackpool Borough Council	Dudley Metropolitan Borough Council
Bradford City Council	East Suffolk Council
Breckland District Council	East Sussex County Council
Brent London Borough Council	Essex County Council
Bristol City Council	Forest of Dean District Council
Bromley London Borough Council	Forestry Commission
Building Digital UK	Fylde Borough Council
Burnley Borough Council	Gloucester City Council
Cabinet Office	Gloucestershire County Council
Cabinet Office: Civil Superannuation	Gosport Borough Council
Calderdale Metropolitan Borough Council	Government Internal Audit Agency
Cambridge City Council	Government Property Agency
Cambridgeshire County Council	Great Yarmouth Borough Council
Cheshire West and Chester Unitary Authority	Greenwich London Borough Council
City of Lincoln Council	Guildford Borough Council
City of York Council	Haringey London Borough Council
Common Council of the City of London	Herefordshire Council
Cornwall Unitary Authority	High Peak Borough Council
County Durham Unitary Authority	High Speed Two (HS2) Limited
Croydon London Borough Council	Hinckley and Bosworth Borough Council
Cumbria County Council	Historic Environment Scotland

HM Revenue & Customs
Hounslow London Borough Council
Isle of Wight Council
Kent County Council
Kingston upon Hull City Council
Kirklees Metropolitan Council
Knowsley Metropolitan Borough Council
Lake District National Park Authority
Lancaster City Council
Leeds City Council
Leicester City Council
Lincoln City Council
Manchester City Council
Medway Council
Mid Devon District Council
Middlesbrough Council
Museum of London
National Highways
Newark and Sherwood District Council
Newcastle City Council
Norfolk County Council
North Devon District Council
North East Lincolnshire Council
North Norfolk District Council
North Northamptonshire Council
North Somerset Council
North Tyneside Metropolitan Borough Council
Northumberland Unitary Authority
North Yorkshire County Council
North Wales Police and Crime Commissioner
Nottingham City Council
Oxfordshire County Council
Plymouth City Council
Reading Borough Council
Rochdale Borough Council
Rossendale Borough Council
Sandwell Metropolitan Borough Council
Sefton Metropolitan Borough Council
Selby District Council
Shropshire Unitary Authority
Somerset County Council
Somerset West and Taunton Council
South Kesteven District Council
Southwark London Borough Council
Stoke-on-Trent City Council
Sunderland City Metropolitan Borough Council
Swindon Borough Council
Tameside Metropolitan Borough Council
Tamworth Borough Council
Tewkesbury Borough Council
Thanet District Council
Torbay Council
Tower Hamlets London Borough Council
Wakefield City Council
West Lancashire District Council
West Midlands Combined Authority
West Midlands Fire and Civil Defence Authority
Westmorland & Furness Council
Wigan Metropolitan Borough Council
Wiltshire Unitary Authority
Worcestershire County Council
Wyre Borough Council

There were material transactions with English Heritage in respect of receipts from English Heritage for shared services (£7.8 million, 2022–23: £6.8 million) and payments made to English Heritage relating to the annual subsidy that forms part of the New Model arrangements (£1 million, 2022–23: £1.2 million) and for shared services provided to Historic England (£nil, 2022–23: £0.2 million).

Grants of £382,677 were given to Historic England by The Historic England Foundation. Historic England invoiced The Historic England Foundation in respect of shared services of £42,295 which was unpaid at the end of the financial year. Historic England also provided capacity building grant funding to The Historic England Foundation of £55,000 which was unpaid at the end of the financial year. £108,077 of capacity building grant funding was paid during 2023–24 to The Historic England Foundation relating to the previous financial year.

The FR&M and IAS 24 exemption for entities that are related parties because they are also under government control has been applied.

No other Commissioners, trustees, key management personnel or other related party have undertaken any material related party transactions with Historic England during the year. Compensation for members of the Executive Team has been disclosed in the Remuneration and Staff Report, which starts on page 56.

The related party transactions and connected bodies for English Heritage, English Heritage Trading Limited, The Historic England Foundation and Historic England (Shrewsbury Flaxmill Maltings) Limited are disclosed within each of their individual accounts.

Material Transactions where Commissioners and senior staff declared an interest

During the year Historic England had the following material transactions with bodies in which commissioners and senior staff had declared an interest, but where the body is not considered to meet the definition of a related party under IAS 24.

Commissioners

- Sir Laurie Magnus, Chair of Historic England until 31 August 2023, is a member of the investment panel of the National Heritage Memorial Fund, which paid £471,000 of grant funding.
- Mr Paul Farmer is the Chief Executive of Age UK which received £27,000 of grant funding.
- Dame Julie Kenny is the Chair of Wentworth Woodhouse Preservation Trust which received £666,000 of grant funding. She is also a Director of Wentworth Woodhouse Trading Limited which received £1,000 for services related to the Heritage Building Skills summer school.
- Mr Patrick Newberry is a trustee of the Georgian Group which received £43,000 in grant funding. He is also Chairman of the Cornish Buildings Group which received £2,000 in grant funding.
- Ms Sue Wilkinson is Deputy Chair of the Churches Conservation Trust which received £85,000 in grant funding.

Senior Staff

- The husband of Mrs Rebecca Barrett, Regional Director – South West, is a director of Burges Salmon which received £32,000 for legal services.
- Mr Thomas Godbehere, HR Director, represents Historic England on The Mental Health at Work Leadership Council which is curated by Mind. Mind received £7,000 for participation in the Workplace Wellbeing Index.
- Mr Barney Sloane, National Specialist Services Director, is a member of the Policy Committee of the Society of Antiquaries of London which received £3,000 of grant funding.
- The stepfather of Mr Michael Bishop, Director of Corporate Strategy and Business Improvement, is Chancellor of the University of Gloucestershire which received £4,000 of grant funding and £18,000 for research.

15 Intangible Assets

	Software Licences £'000	Systems Development £'000	Assets Under Construction £'000	Total £'000
Group				
Cost or Valuation				
At 1 April 2023	2,986	11,859	7,863	22,708
Additions	49	–	7,022	7,071
Disposals	(2,466)	(2,097)	–	(4,563)
Impairments	–	(1)	–	(1)
Reclassifications	–	8,256	(8,020)	236
Revaluations	(2)	(31)	–	(33)
At 31 March 2024	567	17,986	6,865	25,418
Amortisation				
At 1 April 2023	2,907	8,446	–	11,353
Charge in Year	54	2,374	–	2,428
Disposals	(2,466)	(2,097)	–	(4,563)
Revaluations	(2)	(25)	–	(27)
At 31 March 2024	493	8,698	–	9,191
Carrying Amount at 31 March 2023	79	3,413	7,863	11,355
Carrying Amount at 31 March 2024	74	9,288	6,865	16,227

All Intangible assets are owned outright (2023: all).

Systems development and intangible assets under construction are internally generated.

	Software Licences £'000	Systems Development £'000	Assets Under Construction £'000	Total £'000
Group				
Cost or Valuation				
At 1 April 2022	3,000	12,865	3,211	19,076
Additions	56	55	5,623	5,734
Disposals	(172)	(1,504)	–	(1,676)
Impairments	–	(267)	–	(267)
Reclassifications	–	581	(971)	(390)
Revaluations	102	129	–	231
At 31 March 2023 RESTATED	2,986	11,859	7,863	22,708
Amortisation				
At 1 April 2022	2,771	8,568	–	11,339
Charge in Year	208	1,332	–	1,540
Disposals	(172)	(1,505)	–	(1,677)
Revaluations	100	51	–	151
At 31 March 2023	2,907	8,446	–	11,353
Carrying Amount at 31 March 2022	229	4,297	3,211	7,737
Carrying Amount at 31 March 2023	79	3,413	7,863	11,355

	Software Licences £'000	Systems Development £'000	Assets Under Construction £'000	Total £'000
Historic England				
Cost or Valuation	–	–	–	–
At 1 April 2023	1,433	7,927	1,723	11,083
Additions	–	–	2,371	2,371
Disposals	(1,038)	(681)	–	(1,719)
Revaluations	(1)	(23)	–	(24)
Impairments	–	(1)	–	(1)
At 31 March 2024	394	7,222	4,094	11,710
Amortisation	–	–	–	–
At 1 April 2023	1,378	5,617	–	6,995
Charge in Year	38	830	–	868
Disposals	(1,038)	(681)	–	(1,719)
Revaluations	(1)	(19)	–	(20)
At 31 March 2024	377	5,747	–	6,124
Carrying Amount at 31 March 2023	55	2,310	1,723	4,088
Carrying Amount at 31 March 2024	17	1,475	4,094	5,586

All Intangible assets are owned outright (2023: all).

Systems development and intangible assets under construction are internally generated.

	Software Licences £'000	Systems Development £'000	Assets Under Construction £'000	Total £'000
Historic England				
Cost or Valuation				
At 1 April 2022	1,498	9,168	1,364	12,030
Additions	56	–	1,276	1,332
Disposals	(172)	(1,504)	–	(1,676)
Reclassifications	–	527	(917)	(390)
Revaluations	51	14	–	65
Impairments	–	(278)	–	(278)
At 31 March 2023	1,433	7,927	1,723	11,083
Amortisation				
At 1 April 2022	1,414	6,305	–	7,719
Charge in Year	85	856	–	941
Disposals	(172)	(1,504)	–	(1,676)
Revaluations	51	(40)	–	11
At 31 March 2023	1,378	5,617	–	6,995
Carrying Amount at 31 March 2022	84	2,863	1,364	4,311
Carrying Amount at 31 March 2023	55	2,310	1,723	4,088

16 Property, Plant and Equipment

	Operational Land & Buildings £'000	Dwellings £'000	Plant & Machinery £'000	Information Systems £'000	Furniture & Fittings £'000	Assets Under Construction £'000	Total £'000
Group							
Cost or Valuation							
At 1 April 2023	182,335	3,244	28,019	6,516	8,864	7,850	236,828
Additions	1,364	–	723	88	53	8,871	11,099
Disposals	(9,086)	(17)	(5,441)	(836)	(3,115)	–	(18,495)
Impairments	147	4	–	(1)	–	–	150
Reclassifications	8,683	–	449	–	678	(10,046)	(236)
Revaluations	4,708	81	684	(18)	298	–	5,753
At 31 March 2024	188,151	3,312	24,434	5,749	6,778	6,675	235,099
Depreciation							
At 1 April 2023	54,484	733	20,112	4,276	6,396	–	86,001
Charge in Year	9,436	155	1,896	1,033	395	–	12,915
Disposals	(9,085)	(17)	(5,439)	(837)	(3,096)	–	(18,474)
Reclassifications	(2)	–	–	–	2	–	–
Revaluations	1,482	22	487	(14)	186	–	2,163
At 31 March 2024	56,315	893	17,056	4,458	3,883	–	82,605
Carrying Amount at 31 March 2023	127,851	2,511	7,907	2,240	2,468	7,850	150,827
Carrying Amount at 31 March 2024	131,836	2,419	7,378	1,291	2,895	6,675	152,494
Group							
Cost or Valuation							
At 1 April 2022	148,441	2,996	23,362	10,632	7,860	18,281	211,572
Additions	761	–	796	196	355	11,190	13,298
Disposals	(156)	(10)	(124)	(5,065)	–	–	(5,355)
Impairments	766	12	10	29	–	–	817
Reclassifications	20,163	–	1,231	390	227	(21,621)	390
Revaluations	12,360	246	2,744	334	422	–	16,106
At 31 March 2023	182,335	3,244	28,019	6,516	8,864	7,850	236,828
Depreciation							
At 1 April 2022	41,753	546	16,225	7,944	5,664	–	72,132
Charge in Year	8,631	143	1,879	1,096	408	–	12,157
Disposals	(125)	(10)	(124)	(5,065)	–	–	(5,324)
Reclassifications	(2)	–	–	–	2	–	–
Revaluations	4,227	54	2,132	301	322	–	7,036
Impairments	–	–	–	–	–	–	–
At 31 March 2023	54,484	733	20,112	4,276	6,396	–	86,001
Carrying Amount at 31 March 2022	106,688	2,450	7,137	2,688	2,196	18,281	139,440
Carrying Amount at 31 March 2023	127,851	2,511	7,907	2,240	2,468	7,850	150,827

	Operational Land & Buildings £'000	Dwellings £'000	Plant & Machinery £'000	Information Systems £'000	Furniture & Fittings £'000	Assets Under Construction £'000	Total £'000
Historic England							
At 1 April 2023	128,888	3,081	18,502	4,063	5,916	80	160,530
Additions	760	–	214	–	11	72	1,057
Disposals	(8,956)	(17)	(3,871)	(227)	(2,485)	–	(15,556)
Impairments	89	–	–	(1)	–	–	88
Reclassifications	–	–	125	–	–	(125)	–
Revaluations	3,309	81	316	(12)	177	–	3,871
At 31 March 2024	124,090	3,145	15,286	3,823	3,619	27	149,990
Depreciation							
At 1 April 2023	42,470	714	14,524	2,616	4,913	–	65,237
Charge in Year	4,459	151	664	664	119	–	6,057
Disposals	(8,956)	(17)	(3,871)	(227)	(2,485)	–	(15,556)
Reclassifications	(2)	–	–	–	2	–	–
Revaluations	1,055	21	247	(10)	131	–	1,444
At 31 March 2024	39,026	869	11,564	3,043	2,680	–	57,182
Carrying Amount at 31 March 2023	86,418	2,367	3,978	1,447	1,003	80	95,293
Carrying Amount at 31 March 2024	85,064	2,276	3,722	780	939	27	92,808

	Operational Land & Buildings £'000	Dwellings £'000	Plant & Machinery £'000	Information Systems £'000	Furniture & Fittings £'000	Assets Under Construction £'000	Total £'000
Historic England							
Cost or Valuation							
At 1 April 2022	105,613	2,846	15,456	8,450	5,400	12,165	149,930
Additions	402	–	270	–	–	2,554	3,226
Disposals	(156)	(10)	(124)	(5,065)	–	–	(5,355)
Impairments	320	–	4	12	–	–	336
Reclassifications	13,597	–	815	390	227	(14,639)	391
Revaluations	9,112	245	2,081	276	289	–	12,003
At 31 March 2023	128,888	3,081	18,502	4,063	5,916	80	160,530
Depreciation							
At 1 April 2022	34,849	532	12,148	6,779	4,457	–	58,765
Charge in Year	4,398	138	786	654	207	–	6,183
Disposals	(125)	(10)	(124)	(5,065)	–	–	(5,324)
Reclassifications	(2)	–	–	–	2	–	–
Revaluations	3,350	54	1,714	248	247	–	5,613
Impairments	–	–	–	–	–	–	–
At 31 March 2023	42,470	714	14,524	2,616	4,913	–	65,237
Carrying Amount at 31 March 2022	70,764	2,314	3,308	1,671	943	12,165	91,165
Carrying Amount at 31 March 2023	86,418	2,367	3,978	1,447	1,003	80	95,293

Total non-current asset acquisitions in the year were funded, to their fair value, by:

	2024 £'000	2023 £'000	2022 £'000	2021 £'000	2020 £'000
Government Grant	3,093	3,918	3,830	5,898	2,419
Non-Government Grant	62	–	–	1,273	138
Donations	465	1,230	–	–	13
Lottery Funding	–	506	2,904	3,548	1,187
Asset Sale Proceeds	–	–	–	–	–
IFRS 16 Right Of Use Assets funded by government grant	5,383	5,485	166	14	6,687
Other	–	104	325	427	–
Total Non-Current Acquisitions	9,003	11,243	7,225	11,160	10,444

Historic England's obligations under leases are disclosed in note 25, and note 17 discloses Historic England's Right of use assets. All other property, plant and equipment is either held under guardianship or owned outright by Historic England (2022–23: all).

The transfers from assets under construction to other non-current asset categories represent assets that were started in previous years and have been completed in the year. These include the X-ray equipment at Fort Cumberland.

17 Right of Use Assets

	Operational Land & Buildings £'000	Plant & Machinery £'000	Total £'000
Group			
Cost or Valuation			
At 1 April 2023	44,397	246	44,643
Additions	5,402	156	5,558
Disposals	(357)	–	(357)
Impairments	209	–	209
Revaluations	325	–	325
At 31 March 2024	49,976	402	50,378
Depreciation			
At 1 April 2023	7,526	228	7,754
Charge in Year	2,706	40	2,746
Disposals	(189)	–	(189)
Revaluations	97	–	97
At 31 March 2024	10,140	268	10,408
Carrying Amount at 31 March 2023	36,871	18	36,889
Carrying Amount at 31 March 2024	39,836	134	39,970

	Operational Land & Buildings £'000	Plant & Machinery £'000	Total £'000
Group			
Cost or Valuation			
At 1 April 2022	37,319	262	37,581
Additions	5,496	28	5,524
Disposals	–	(44)	(44)
Impairments	699	–	699
Revaluations	883	–	883
At 31 March 2023	44,397	246	44,643
Depreciation			
At 1 April 2022	4,697	252	4,949
Charge in Year	2,641	20	2,661
Disposals	–	(44)	(44)
Revaluations	188	–	188
At 31 March 2023	7,526	228	7,754
Carrying Amount at 31 March 2022	32,622	10	32,632
Carrying Amount at 31 March 2023	36,871	18	36,889
Historic England			
Cost or Valuation			
At 1 April 2023	29,175	48	29,223
Additions	5,383	–	5,383
Impairments	209	–	209
Revaluations	302	–	302
At 31 March 2024	35,069	48	35,117
At 1 April 2023	4,393	48	4,441
Charge in Year	1,943	–	1,943
Revaluations	97	–	97
At 31 March 2024	6,433	48	6,481
Carrying Amount at 31 March 2023	24,782	–	24,782
Carrying Amount at 31 March 2024	28,636	–	28,636

	Operational Land & Buildings £'000	Plant & Machinery £'000	Total £'000
Historic England			
Cost or Valuation			
At 1 April 2022	22,178	59	22,237
Additions	5,485	–	5,485
Disposals	–	(11)	(11)
Impairments	699	–	699
Revaluations	813	–	813
At 31 March 2023	29,175	48	29,223
Depreciation			
At 1 April 2022	2,355	59	2,414
Charge in Year	1,850	–	1,850
Disposals	–	(11)	(11)
Revaluations	188	–	188
At 31 March 2023	4,393	48	4,441
Carrying Amount at 31 March 2022	19,823	–	19,823
Carrying Amount at 31 March 2023	24,782	–	24,782

18 Heritage Assets

	Operational Dwellings £'000	Artefacts & Archives £'000	Pure Heritage Land & Buildings £'000	Operational Heritage Land & Buildings	Total £'000
Group					
Cost or Valuation					
At 1 April 2023 (Re-presented)	10,056	18,536	1,214	18,415	48,221
Additions	–	340	192	–	532
Impairments	3	–	–	23	26
Revaluations	263	–	–	463	726
Carrying Amount at 31 March 2024	10,322	18,876	1,406	18,901	49,505
At 1 April 2022 (Re-presented)	9,259	18,536	13	16,956	44,764
Additions	–	–	1,200	–	1,200
Impairments	9	–	–	88	97
Revaluations	788	–	1	1,371	2,160
Carrying Amount at 31 March 2023 (Re-presented)	10,056	18,536	1,214	18,415	48,221

	Operational Dwellings £'000	Artefacts & Archives £'000	Pure Heritage Land & Buildings £'000	Operational Heritage Land & Buildings £'000	Total £'000
Historic England					
Cost or Valuation					
At 1 April 2023 (Re-presented)	10,055	18,205	1,214	18,415	47,889
Additions	–	–	192	–	192
Impairments	3	–	–	23	26
Revaluations	263	–	–	464	727
Carrying Amount at 31 March 2024	10,321	18,205	1,406	18,902	48,834
At 1 April 2022 (Re-presented)	9,259	18,205	14	16,956	44,434
Additions	–	–	1,200	–	1,200
Impairments	9	–	–	88	97
Revaluations	787	–	–	1,371	2,158
Carrying Amount at 31 March 2023 (Re-presented)	10,055	18,205	1,214	18,415	47,889

Figures in this note, including prior year comparatives, have been disaggregated to separately present operational and pure heritage assets. The values of assets remain unchanged.

19 Further Information on Heritage Assets

Nature and scale

Historic England maintains heritage land and building assets, at sites throughout England, as well as historic artefacts, ranging from environmental remains and archaeological artefacts to pottery, fine art and furnishings. The information contained within this note relates to heritage assets held on and off the balance sheet.

The National Heritage Collection consists of a diverse portfolio that includes World Heritage Sites, industrial monuments, castles, historic houses, abbeys, forts, stone circles and a large part of Hadrian's Wall. They range from prehistoric ruins to the lavishly furnished Osborne House. In age they range from Neolithic burial chambers dating from 3500–2600BC to 20th-century houses.

These assets are held by Historic England under various arrangements, with many being in the guardianship of the Secretary of State for Culture, Media and Sport with the freehold being retained by the owner. The remaining properties are in the ownership of Historic England, other Government departments or the Crown Estate.

The English Heritage Trust manages the day-to-day operation of the National Heritage Collection under a 'Property Licence and Operating Agreement'.

A full listing of the National Heritage Collection is contained in the English Heritage Handbook, which is also available on the English Heritage website. The handbook includes full details of public access to these sites.

The National Heritage Collection assets recognised in the Statement of Financial Position are disclosed as 'Pure Heritage Assets' and 'Artefacts & Archives'. These National Heritage Collection assets have been purchased or donated after 1 April 2001 with valuations obtained with the acquisition. The majority of capitalised 'Pure Heritage' assets relate to Thornborough Henges. All other National Heritage Collection assets are not recognised in the Statement of Financial Position.

Further information on the nature and scale of this collection is contained in the Performance Report.

National Archaeological Reference Collection & Archaeological Excavation Archives

Historic England maintains the collections of archaeological archives and research collections. The permanent collections include human skeletal remains, geographical material, faunal remains, wool collection, charcoal and wood collection, moss collection and archaeobotany.

As well as being significant in their own right, they provide a valuable research resource for heritage professionals and our own staff.

The National Archaeological Reference Collection & Archaeological Excavation Archives are not recorded on the Statement of Financial Position. Further information on the nature and scale of this collection is contained in the Performance Report.

Historic England Archive

The Historic England Archive holds a collection of archive items relating to England's historic environment. Historic England holds major collections of national importance covering archaeology, architecture, social and local history. The archive collections include photographs (terrestrial and aerial), drawings, plans and documents. It includes both digital and non-digital materials.

Archive collections that are recognised in the Statement of Financial Position as 'Heritage Assets; Artefacts & Archives' include dedicated projects that Historic England invested in to create accessible viewing of highlighted areas, including:

- The Images of England <https://historicengland.org.uk/images-books/photos/englands-places>;
- The Britain from Above Collection www.britainfromabove.org.uk/; and
- Aerial Photograph Explorer <https://historicengland.maps.arcgis.com/apps/webappviewer/index.html?id=2626ed0c37484d96b8954dd33187084e&mobileBreakPoint=300>

Other Archive Collections are not recorded on the Statement of Financial Position. Further information

on the nature and scale of this collection is contained in the Performance Report.

Preservation and management

The National Heritage Collection

English Heritage has developed an Asset Management Plan (AMP) to manage the National Heritage Collection according to nationally established conservation priorities. This gives English Heritage an awareness of the scale of the conservation deficit in relation to the resources available to it along with impact assessments of English Heritage's ability to procure the necessary works.

The workstreams within the AMP are as follows:

- Conservation Maintenance Programme: used to fund works to address the conservation defects on heritage assets, specifically on land and buildings;
- Annual Maintenance Programme: planned cyclical and response maintenance;
- Minor Planned Maintenance Programme: small repair projects usually of less than £50,000;
- Major Planned Repair Programme: larger long-term or one-off conservation projects usually of more than £50,000.

The detail on English Heritage's guidance and conservation work can be found at www.english-heritage.org.uk/learn/conservation/

National Archaeological Reference Collection & Archaeological Excavation Archives

The collections are significant assets of national and international importance. Conservation of artefacts within the archaeological archives is carried out to the highest professional standards, with conservation assessments undertaken following excavation and before deposition to the receiving museum if deposition occurs more than 10 years after the initial excavation or where issues have been identified as part of regular monitoring.

Historic England commissioned the National Conservation Service to conduct a review of the collections storage facilities, and collections

are regularly monitored. Historic England are addressing recommendations following support provided from our National Conservation Service membership.

The research and reference collections are accessed by the public as part of our monthly Open Collection days and via tours of the laboratories and archives.

Digital/remote access is provided. Historic England publishes research results on collections via open access publications, principally through the Historic England Research Report Series: <https://historicengland.org.uk/research/results/reports/>

Historic England Archive

Outside of our archaeological artefacts archive, Historic England collects, curates and preserves records for the nation, creating a record of our shared archaeological, architectural and cultural heritage, with a particular focus on photography. We collect material that records England (and the underwater sites around it) and illustrates change both in the presentation and management of historic sites and in the relationships between people and the historic environment.

The Archive building, housing our valuable material, employs rigorous security protocols, including CCTV surveillance and restricted access which is routinely reviewed.

Historic England has a statutory obligation to provide access to its archive collections. Public access to our digital assets is primarily provided online.

The Archive was awarded Archive Service Accreditation by the UK Archive Service Accreditation Committee in 2019 and in 2022. The Archive has developed its Collections Management to be in line with national and international legislation, appropriate sector standards, good practice and ethical codes, including the Copyright, Designs and Patents Act 1988, the Archives and Records Association Code of Ethics (2020), BS 4971: 2017: Conservation and care of archive and library collections and

BS EN 16893: 2018: Conservation of Cultural Heritage – Specifications for location, construction and modification of buildings or rooms intended for the storage or use of heritage collections.

Historic England manages a quarterly Archive Collections Review, to discuss collections management, new acquisitions, priorities, proposed deaccessions, and projects.

Security

The National Heritage Collection

English Heritage also manages the acquisition, conservation and storage of artefacts, collections and historic interiors using its own experts, who specialise in the care of fine and applied art, conservation science, environmental and pest control.

The object collections are managed in line with SPECTRUM sector standards (<https://collectionstrust.org.uk/spectrum/>) which cover acquisition, documentation, management and disposal.

National Archaeological Reference Collection & Archaeological Excavation Archives

The collections are stored in designated secure areas and accompanied by secure documentation and hierarchal cataloguing. Each collection has a designated curator who is responsible for loan procedures and access policies. The inventory of the materials in storage is documented in a database that is accessible to the Historic England archives team.

Extra security measures are implemented for any high-value item/sensitive archives, including storage in the Safe, in the Secure Store. Specific security measures for any high-value item/sensitive archives on loans from other organisations are agreed between the parties involved, including loan agreements and memorandums of understanding that also cover publicity and communications.

The processes that provide security for an archaeological archive are different from museum policies because the archive is being actively developed and the contents of archaeological

archives are securely recorded within the archive itself. The archive, including the material archive, is subject to selection, discard and destructive analysis. These activities, as well as loss, are recorded within the archive. This is recorded by the Archaeological Archives team, creating an accurate and final archive index ahead of deposition of the archive and acting as a final audit of the archive for internal projects.

Historic England Archive

All collections are recorded at collection level. However, due to the volume of material and the nature of the content, not every item in each collection will be catalogued at an individual item level.

The Archive is documented using various methods. Alongside the historic paper collections, which include information on provenance, stewardship, and content, digital folders are now created for each collection. These folders contain information such as cataloguing statements, notes on collection assessments (including sample images), progress spreadsheets for cataloguing and digitisation, and background information on the collection and photographer. Content storage locations for items and collections are recorded in a database.

Acquisition

The National Heritage Collection

Acquisition decisions will consider strategic objectives in relation to the preservation of ancient monuments and historic buildings in England.

Each potential acquisition will be considered on an individual basis with reference to internal policies, and will consider the financial and resource implications and other practical considerations.

Acquisition can be proactively identified or reactive where properties are at risk or offered for potential acquisition.

Historic England, with English Heritage, have identified areas of interest to aid acquisition consideration: special priority will be given to areas that are poorly represented in the National Heritage Collection. These include buildings, sites

and landscapes embodying under-represented narratives and prominent national stories or individuals.

Acquisitions are subject to approval, which includes DCMS approval, and where the acquisition cost exceeds the Delegated Limits, Historic England has to seek the authorisation of the Secretary of State.

National Archaeological Reference Collection & Archaeological Excavation Archives

The majority of the archaeological archives are cared for on a temporary basis and researched as part of our post-excavation programme and prior to their deposition in recognised depositories such as museums.

Each of the major reference collections held has a specific collections policy, based on there being a clearly identified gap in the collection(s), the quality of the item under consideration, appropriate documentation, the Transfer of Title being agreed and there being available resource and space.

Historic England Archive

Acquisitions will consider the scope of Historic England's collection policy and the item's historical or cultural significance.

Items may not be accessioned if they are in poor condition or present significant preservation challenges beyond our conservation resource.

Acquisitions are discussed in the quarterly Archive Collections Review meetings.

Disposal

Historic England complies with the mandatory guidance on the disposal of heritage assets issued by central government bodies in England. The guidance applies to a wide range of asset types including historic buildings, monuments, memorials, archaeological remains, designed landscapes, battlefields and wrecks.

The detail on Historic England's disposal of heritage assets can be found at <https://historicengland.org.uk/images-books/publications/disposal-heritage-assets/guidance-disposals-final-jun-10/>

The majority of the archaeological archives are cared for on a temporary basis and researched as part of our post-excavation programme and prior to their deposition in recognised depositories such as museums.

Heritage Asset Transactions

The restated table below provides a summary of transactions relating to heritage assets for the current and previous four accounting periods.

	2024 £'000	2023 £'000	2022 £'000	2021 £'000	2020 £'000
Cost of Acquisition	–	–	–	–	–
Value Acquired by Donation	192	1,200	–	–	13
Revaluations/(Impairments) Recognised	753	2,255	1,572	3,208	781
Heritage Assets Charged to Expenditure in Year	1	8	35	59	14

Donated heritage land and buildings received during the year had a value of £192k (2023: £1,200k). There were no disposals of heritage land and buildings during the year, or in the previous year.

During 2022-23 received a heritage asset donation. The £1.2m valuation represents the fair value of the land donated and not the 'heritage' value to Historic England.

20 Fixed Assets Investments

	2024		2023	
	Historic England £'000	Group £'000	Historic England £'000	Group £'000
At 1 April	–	1,147	–	–
Additions to portfolio at cost	–	1,829	–	–
Net gain/ (loss) on Investment	–	260	–	1,147
At 31 March	–	3,236	–	1,147

Analysis of investments	2024		2023	
	Historic England £'000	Group £'000	Historic England £'000	Group £'000
Investment Assets in the UK				
Investment Asset Funds	–	3,234	–	1,147
Cash	–	2	–	1,767
Total	–	3,236	–	2,914

In June 2022, English Heritage Trustees approved an Investment Policy Statement, setting out risk appetite, target financial returns, and the approach to environmental, social and governance criteria governing the Charity's first investment portfolio. Rathbones were appointed as investment managers for the portfolio, with oversight from the Board's Audit and Risk Committee.

21 Inventories

Inventories	2024		2023	
	Historic England £'000	Group £'000	Historic England £'000	Group £'000
	–	7,000	–	6,332

Inventories are stated after the following:

	2024		2023	
	Historic England £'000	Group £'000	Historic England £'000	Group £'000
Inventory Provision Release/(Expense)	–	54	–	(185)
Inventory Write-Off	–	282	–	218
Total Inventory Adjustment for the Year	–	336	–	33

22 Trade and Other Receivables

	2024		2023	
	Historic England £'000	Group £'000	Historic England £'000	Group £'000
Trade Receivables	425	2,518	640	1,039
Value Added Tax	774	1,671	1,510	1,712
Prepayments and Accrued Income	3,995	9,903	3,769	10,975
Other Receivables	22	459	54	1,374
Amount owed by Subsidiary Undertaking	9,417	–	2,997	–
Total Trade and Other Receivables	14,633	14,551	8,970	15,100

23 Cash and Cash Equivalents

	2024		2023	
	Historic England £'000	Group £'000	Historic England £'000	Group £'000
Balance at 1 April	13,289	74,195	4,312	75,728
Net Change in Cash and Cash Equivalents Balances	(9,203)	(27,067)	8,977	(1,533)
Balance at 31 March	4,086	47,128	13,289	74,195
The following balances at 31 March were held with:				
Cash				
Government Banking Service	3,936	3,937	13,160	13,160
Commercial Banks	150	15,358	129	29,588
Total Cash	4,086	19,295	13,289	42,748
Cash Equivalents				
Commercial Banks	–	27,833	–	31,447
Balance at 31 March	4,086	47,128	13,289	74,195

24 Financial Instruments

As Historic England has a Management Agreement with DCMS, it is not exposed to the degree of financial risk normally faced by business entities. Financial instruments play a much more limited role in creating or changing risk than would be typical of the listed companies to which International Financial Reporting Standard (IFRS) 7 mainly applies.

Historic England has no powers to borrow and held no investments as at 31 March 2024.

The Historic England group subsidiaries have greater financial freedom, enabling them to utilise financial instruments more readily than Historic England.

Surplus funds within The English Heritage Trust are held on short-term (less than one year) fixed interest rate deposit or notice accounts with institutions with low risk credit ratings, classified as either cash and cash equivalents or current asset investments.

In June 2022, English Heritage approved an Investment Policy Statement, setting out risk appetite, target financial returns, and the approach to environmental, social and governance criteria governing the investment portfolio. An investment manager was appointed to oversee the portfolio.

English Heritage invests amounts which not required to meet liabilities over the following three years, with the objective of maintaining and growing the real value of the assets and generating stable, sustainable and distributable returns, sufficient to maintain the purchasing power of those distributions. A total return approach (that is, maximising the opportunities for capital growth and income generation within the parameters of the investment policy) is adopted for the investment portfolio.

At 31 March 2024, English Heritage held long-term deposits with an investment manager, amounting to £3,238,000 (2023: £1,147,000).

a) Liquidity Risk

Historic England is funded by grant in aid from DCMS sufficient to meet all forecast expenditure for the year. Long-term financial liabilities, such as lease liabilities, are expected to be funded by future years' grant in aid as payments fall due. Historic England is not therefore exposed to significant liquidity risk.

English Heritage is dependent on generating income to meet planned expenditure. Trustees have reviewed the latest financial projections which are driven by detailed forecasts of visitor numbers and the member base, and it is sufficient to meet liabilities as they fall due.

b) Interest Rate Risk

English Heritage's amended investment policy target financial returns and is invested in long-term

funds which are subject to investment rate risks. As at 31 March 2024, £260k investment movement has been recognised on the new investments (2023: £nil).

English Heritage's long-term borrowings are at a fixed rate of interest and are not subject to interest rate risk.

Other financial assets include cash and cash equivalents, current and non-current asset investments, which are not exposed to significant interest rate risk.

c) Currency Risk

English Heritage's investment in funds is denominated in sterling, and includes investments in a large number of unit trusts and similar products, many of which include investment in assets denominated in other currencies. The fund mitigates its exposure to foreign exchange risks by investing in a global spread of equities, bonds and commodities and, therefore, currencies.

All other financial assets and liabilities are held in sterling.

d) Credit Risk

Credit risk is the risk of financial loss if a customer or counterparty to a financial instrument fails to meet its contractual obligations. Credit risk largely arises from cash and cash equivalents, fixed asset investments and trade and other receivables.

The group's maximum exposure to credit risk is limited to the value of these assets. The credit risk management policy in relation to trade receivables involves regularly assessing the financial reliability of customers, considering their financial position and historical credit risk.

The changes in amortised cost assets are explained in their respective notes but are not as a result of material changes to credit risk assessments within the year.

e) Valuation and Fair Value Hierarchy

The different levels of the Fair Value Hierarchy set out in IFRS 13 Fair Value Measurement are defined as follows:

Level 1 – uses quoted prices (unadjusted) in active markets for identical assets or liabilities.

Level 2 – uses inputs for the assets or liabilities other than quoted prices that are observable either directly or indirectly.

Level 3 – uses inputs for the assets or liabilities that are not based on observable market data, such as internal models or other valuation method.

English Heritage currently has investments in an active market through a recognised investment management firm. The investments are quoted in an active market, and are considered to be a recurring level 1 fair value measurement.

Historic England's investment in subsidiaries reflects its interests in other bodies within the HE group. As group bodies are not traded on an active market, fair values are not available for the investments. Historic England considers that the value of the subsidiaries' net assets is an appropriate proxy for fair value. Investments in subsidiaries are considered to be a recurring level 3 fair value movement and relate solely to changes in the net asset value.

There is no material difference between the carrying values and fair values of financial assets and liabilities.

f) Financial Assets and Liabilities

Historic England and the Group financial assets and liabilities values are disclosed below:

	2024		Re-presented 2023	
	Historic England £'000	Group £'000	Historic England £'000	Group £'000
Finance Assets				
Held at Fair Value through Profit or Loss				
Fixed Asset Investments	–	3,236	–	1,147
Held at Fair Value through Other Comprehensive Income				
Investments in Subsidiaries	50,761	–	64,715	–
Held at Amortised Cost				
Trade and Other Receivable	9,864	2,977	3,691	2,413
Cash and Cash Equivalents	4,086	47,128	13,289	74,195
	64,711	53,341	81,695	77,755
Financial Liabilities				
Held at Amortised Cost				
Trade and Other Payables	(1,597)	(10,684)	(1,220)	(3,811)
Bank Loans and Overdrafts	–	(23,941)	–	(24,348)
	(1,597)	(34,625)	(1,220)	(28,159)

The classification of figures in this note, including prior year comparatives, has been amended to reflect the classification requirements of IFRS 9. The values of assets remain unchanged.

g) Changes in Liabilities arising from Financing Activities

	2024		2023	
	Lease Liabilities £'000	Long-Term Borrowings £'000	Lease Liabilities £'000	Long-Term Borrowings £'000
Group				
Balance at 1 April	41,458	24,348	38,189	23,400
Additions	5,559	–	5,525	–
Disposals	(176)	–	–	–
Finance charge	1,494	487	1,532	948
Repayments – interest	(1,494)	–	(1,532)	–
Repayments – capital	(2,297)	–	(2,256)	–
At 31 March	44,544	24,835	41,458	24,348
Historic England				
Balance at 1 April	29,579	–	25,759	–
Additions	5,383	–	5,485	–
Disposals	–	–	–	–
Finance charge	1,253	–	1,286	–
Repayments – interest	(1,253)	–	(1,286)	–
Repayments – capital	(1,692)	–	(1,665)	–
At 31 March	33,270	–	29,579	–

25 Lease Liability

Total future minimum lease payments under lease liabilities are given in the table below for each of the following periods:

	2024		Re-Represented 2023	
	Historic England £'000	Group £'000	Historic England £'000	Group £'000
Lease Liabilities for the following periods compromise:				
Land and Buildings				
Not Later than One Year	2,942	3,694	2,931	3,734
Between One and Five Years	11,269	13,414	11,500	14,285
Later than Five Years	38,490	58,190	41,118	61,100
Less Interest Element	(19,431)	(30,911)	(25,974)	(37,698)
Total Land and Buildings	33,270	44,387	29,575	41,421
Other				
Not Later than One Year	–	43	4	22
Between One and Five Years	–	128	–	16
Later than Five Years	–	–	–	–
Less Interest Element	–	(15)	–	(1)
Present Value of Lease Liabilities	–	156	4	37
Total Present Value of Lease Liabilities	33,270	44,543	29,579	41,458

To aid the reader's understanding, the interest element has been disclosed separately. The 2022–23 disclosure has been re-presented to reflect this.

The right of use assets have been capitalised and are subject to the same revaluation policies as other property, plant and equipment and are depreciated over the shorter of useful economic life or the lease period, with the outstanding lease obligations (net of interest) shown in payables. Historic England's lease policy is disclosed in note 1q.

Historic England's lease liabilities are secured by the lessors' rights over the leased asset.

26 Trade and Other Payables

	2024		2023	
	Historic England £'000	Group £'000	Historic England £'000	Group £'000
Trade and Other Payables for the following periods comprise:				
Current Trade and Other Payables				
Trade Payables	850	10,352	544	3,472
Accruals	13,311	23,594	18,447	34,561
Deferred Income	423	20,217	493	20,688
Income Tax and Social Security	967	1,979	910	1,758
Pensions	23	352	27	543
Other Payables	43	332	13	339
Amount Owed to Subsidiary Undertaking	704	–	663	–
Total Current Trade and Other Payables	16,321	56,826	21,097	61,361
Non-Current Trade and Other Payables				
Pensions	131	130	171	171
Deferred Income	–	2,139	–	2,162
Other Payables	–	–	–	–
Accrued Interest	–	–	–	–
Total Non-Current Trade and Other Payables	131	2,269	171	2,333

27 Other Non-Current Borrowings

	2024		2023	
	Historic England £'000	Group £'000	Historic England £'000	Group £'000
Bank Loans and Overdrafts	–	23,941	–	24,348
Total Other Non-Current Borrowings	–	23,941	–	24,348

On 12 March 2021 English Heritage entered into a Repayable Finance Agreement with The Secretary of State for the Department of Digital, Culture, Media & Sport and the Arts Council of England pertaining to a loan of £23.4 million from the Culture Recovery Fund. The loan was awarded to offset projected unrestricted deficits and provide liquidity during the recovery from the Covid-19 pandemic. The loan will cover essential business expenditure (staff and property running costs) and critical maintenance, ensure the safety of the sites and collections and the retention of specialist skills and expertise, and enable English Heritage to deliver its core charitable activities. The loan is unsecured, with a term of 20 years, a 4-year repayment holiday and an interest rate of 2% per annum. The £894k interest payment has been disclosed in creditors due within one year. There are no financial covenants; however, there are non-financial covenants requiring English Heritage to exercise pay restraint for at least 18 months, demonstrate a commitment to increasing its organisational diversity, demonstrate a commitment to progress towards net zero greenhouse gas emissions by 2050 and demonstrate a commitment to increase educational/outreach work.

The loan is classified as a financial liability measured at amortised cost under IFRS 9.

28 Commitments

	2024		2023	
	Historic England £'000	Group £'000	Historic England £'000	Group £'000
Capital Commitments				
Not later than one year	165	4,329	404	3,782
Later than one year and not later than five years	–	9	–	–
Later than five years	–	–	–	–
	165	4,338	404	3,782
Other Financial Commitments				
Not later than one year	8,450	22,468	12,139	36,257
Later than one year and not later than five years	2,542	2,864	1,654	1,654
Later than five years	–	–	–	–
	10,992	25,332	13,793	37,911
Total Capital and Other Financial Commitments	11,157	29,670	14,197	41,693

Both cancellable and non-cancellable commitments are included.

29 Contingent Liabilities

Various outstanding legal claims existed at 31 March 2024. Provision has been made in the accounts for the year ended 31 March 2024 for those outstanding liabilities that will probably require settlement, and where the amount of the liability can be reliably estimated.

In addition to the above paragraph, under IAS 37, the Historic England group has identified £65,000 of contingent liabilities (2023: £64,000), of which £nil (2023: £nil) relate to Historic England.

30 Contingent Assets

There have been no contingent assets recognised in the year ended 31 March 2024.

In 2022–23 Historic England group recognised a contingent asset relating to the review of the agreed partial exemption calculation, which had resulted in a changed calculation being proposed to HMRC.

The proposed partial exemption calculation has not been agreed with HMRC and the criteria for a contingent asset have not been met; Historic England group have therefore derecognised the contingent asset.

31 Subsidiary Undertakings

a) The English Heritage Trust (incorporating the results of English Heritage Trading Limited)

The English Heritage Trust was incorporated in 2010, becoming a subsidiary of the Historic Buildings and Monuments Commission for England ('HBMCE') on 12 December 2014.

HBMCE (trading as Historic England) is the sole member of The English Heritage Trust.

The English Heritage Trust is the sole shareholder of English Heritage Trading Limited, which was incorporated in 1994.

The results of English Heritage Trading Limited have been consolidated into the results of The English Heritage Trust.

The results of The English Heritage Trust for the year are shown below. These differ from the disclosure in Note 2g due to the elimination of inter-company transactions on consolidation.

	2024 £'000	2023 £'000
Income and Expenditure Resources		
Total Incoming Resources	141,415	130,040
Total Resources Expended	(155,493)	(141,178)
Net Gains/Losses on Investments	260	–
Net Income for the Year	(13,818)	(11,138)
Reconciliation of Funds		
Total Funds Brought Forward	64,440	75,578
Total Funds Carried Forward	50,622	64,440
	2024 £'000	2023 £'000
Net Assets as at 31 March		
Non-Current Assets	65,973	55,910
Current Assets	61,453	79,436
Creditors: Amounts Falling Due Within One Year	(49,538)	(44,109)
Creditors: Amounts Falling Due After More Than One Year	(27,266)	(26,797)
Net Assets	50,622	64,440
Restricted	10,531	8,730
Unrestricted	40,091	55,710
Funds	50,622	64,440

b) English Heritage Limited

Historic England is the sole member of English Heritage Limited, a company limited by guarantee incorporated in 1984. English Heritage Limited was dormant throughout the current and prior years.

c) Historic England Limited

Historic England is the sole member of Historic England Limited, a company limited by guarantee incorporated in 2014. Historic England Limited has been dormant throughout the current and prior years.

d) Historic England Foundation

Historic England is the sole member of The Historic England Foundation, a company established in 2017. The Historic England Foundation was awarded £27,000 in grants during 2019–20 from Historic England. The following results of The Historic England Foundation have been included in the consolidated results:

	2024	2023
	£'000	£'000
Income and Expenditure Resources		
Total Incoming Resources	410	1,624
Total Resources Expended	(451)	(1,728)
Net Income for the Year	(41)	(104)
Reconciliation of Funds		
Total Funds Brought Forward	247	351
Total Funds Carried Forward	206	247
Net Assets as at 31 March		
Non-Current Assets	27	41
Current Assets	233	306
Current Liabilities	(54)	(100)
Net Assets	206	247
Retained Funds	206	247

e) Historic England (Shrewsbury Flaxmill Maltings) Limited

Historic England is the sole member of Historic England (Shrewsbury Flaxmill Maltings) Limited, a company established in March 2022. The company opened to the public in September 2022 and provides services to visitors to Shrewsbury Flaxmill Maltings.

	2024 £'000	2023 £'000
Statement of Comprehensive Income		
Total Incoming Resources	259	51
Total Resources Expended	(283)	(94)
Net Income for the Year	(24)	(43)
Reconciliation of Funds		
Total Funds Brought Forward	(43)	–
Total Funds Carried Forward	(67)	(43)
	2024 £'000	2023 £'000
Net Assets as at 31 March		
Current Assets	189	54
Current Liabilities	(247)	(97)
Non-Current Liabilities	(9)	–
Net Assets	(67)	(43)
Total Shareholder's Funds	(67)	(43)

f) The Iveagh Bequest

The Commissioners of Historic England are also the trustee of the Iveagh Bequest, a trust established in 1929 by the Iveagh Bequest (Kenwood) Act for the benefit of Kenwood House. In 1997 Statutory Instrument No 482 transferred custodian trusteeship to Historic England.

The Iveagh Bequest was dormant throughout the current and prior years.

32 Events After the Reporting Period

There were no reportable events between 31 March 2024 and the date the accounts were authorised for issue by the Commissioner and the Accounting Officer. The financial statements were authorised for issue on the date they were certified by the Comptroller and Auditor General.



Historic England

We are the public body that helps people care for, enjoy and celebrate England's spectacular historic environment.

[historicengland.org.uk](https://www.historicengland.org.uk)



HistoricEngland



Historic England



historicengland



Historic England

If you would like this document in a different format,
please contact our Customer Services team:

Tel: 0370 333 0607

Email: customers@historicengland.org.uk

E03116490

978-1-5286-4833-2

